



# The Range



Integratyper.org

F i r s t   m a n ,   t h e n   m a c h i n e

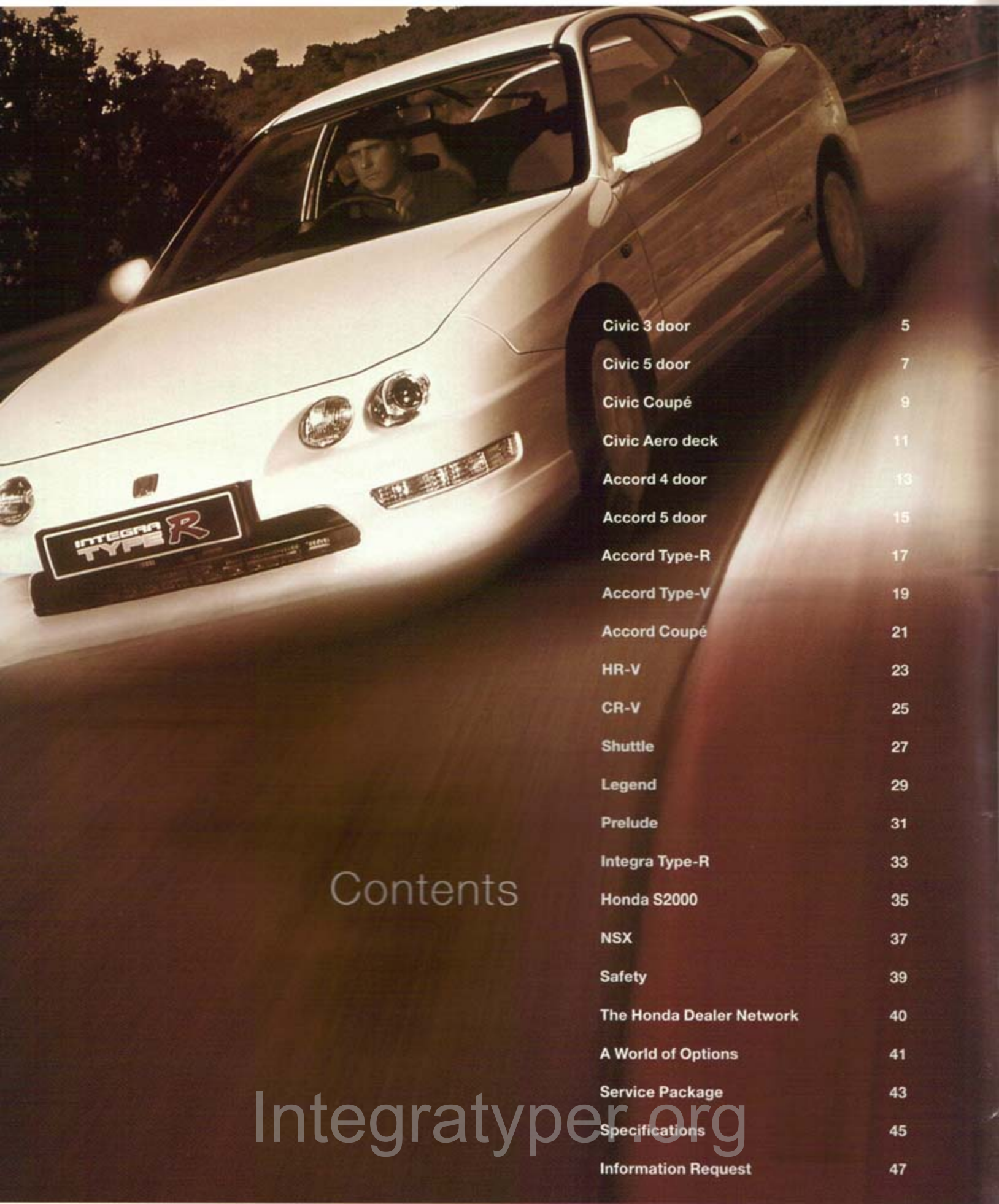


# Individuality

At Honda, we encourage free thinking and the enthusiasm to achieve ideals, giving our engineers and designers the freedom to confidently explore their own ideas. The spirit that drives us is the challenge to make advances through innovative technology and to prove them through world motorsport.

This motivation has produced such landmarks as our VTEC engines and Formula One world championships. But they are simply the means to an end: our ultimate goal is to provide you with a driving and ownership experience that rewards your decision not to settle for conformity.





## Contents

Civic 3 door	5
Civic 5 door	7
Civic Coupé	9
Civic Aero deck	11
Accord 4 door	13
Accord 5 door	15
Accord Type-R	17
Accord Type-V	19
Accord Coupé	21
HR-V	23
CR-V	25
Shuttle	27
Legend	29
Prelude	31
Integra Type-R	33
Honda S2000	35
NSX	37
Safety	39
The Honda Dealer Network	40
A World of Options	41
Service Package	43
Specifications	45
Information Request	47

Integratyper.org

# The **Range**

*Every Honda is designed and built to exacting standards.*

That means every model has some of the most advanced technology and best build quality in their class. Standard production techniques are not good enough for Honda. In fact, we even build the machines that build our cars.

To further ensure there is no compromise in build quality, we systematically check our cars at every stage of the manufacturing process.

If necessary, we'll even change the process. It's what we call our 'right first time' policy. For example, to stop air bubbles forming beneath the surface of the car's paintwork, we developed a highly sophisticated dip and roll painting technique to ensure a perfect finish.

Every Accord, Civic 5 door and Civic Aero deck starts life on our state-of-the-art production line in Swindon, Wiltshire, where in 1994 we won the Queen's Award for Export Achievement.







Integratyper.org

# Civic 3 door

*The clean lines of the Civic 3 door make it highly distinctive for a small car.*

It's also incredibly spacious for its size with a highly capacious boot. With power assisted steering, an exceptionally rigid bodyshell and Honda's own unique double wishbone suspension system it combines a smooth ride with outstanding handling.

1.4i, 1.5i and 1.6i aluminium fuel injected 16 valve engines

Side impact protection beams

Electronic ABS anti-lock brakes (excl. 1.4i)

Driver and passenger SRS airbags

Front seat belt pre-tensioners

Front disc brakes

Double wishbone suspension

Air conditioning

Electric windows

Electric heated door mirrors

Body coloured bumpers

Body coloured roof spoiler

Power assisted steering

Tilt adjustable steering wheel

Central locking

Remote keyless entry

ECU engine immobiliser

Remote boot/fuel filler release

50:50 split folding rear seats

Stereo radio cassette player

Height adjustable driver's seat







Integratyper.org







# Civic Coupé

*The sleek Civic Coupé makes stylish motoring something you can easily afford.*



1.6i and 1.6i DOHC VTEC  
aluminium fuel injected 16  
valve engines

Side impact protection beams

Driver and passenger  
SRS airbags

Front seat belt pre-tensioners

Double wishbone suspension

ECU engine immobiliser

Air conditioning

High level rear brake light

Electric windows

Electric heated door mirrors

Body coloured bumpers

Green tinted windows

Power assisted steering

Tilt adjustable steering wheel

Central locking

Remote keyless entry

60:40 split folding rear seats

Headlight on reminder buzzer

Remote boot/fuel filler release

Stereo RDS radio cassette  
player

Built to uncompromising standards it features a low profile body, a spacious interior giving a generous amount of leg and headroom, excellent specification levels and a choice of spirited 16 valve engines.

It's also extremely economical and reliable, not to mention highly individual in design.



*The Civic Aero deck is a car for people who believe a car should fit their lifestyle no matter what they do.*

Exceptional build quality and high specification are synonymous with the Honda Civic. Now there's an added dimension to its abilities. Within the sleek and elegant exterior of the Civic Aero deck, lies an interior that offers a surprisingly large storage area. That means even wide and awkward items can be accommodated with remarkable ease.

1.6i and 1.8i 16 valve aluminium petrol engines

Side impact protection beams

Double wishbone suspension

ABS anti-lock brakes (EBD)

Driver and passenger SRS airbags

5 x 3 point seat belts

Child proof rear door locks

ECU engine immobiliser

Air conditioning

Electric front and rear windows

Electric heated door mirrors

Body coloured bumpers

Tilt adjustable steering wheel

Power assisted steering

Central locking

Fully carpeted luggage area

Tonneau cover

Luggage hooks

Roof rails

Remote keyless entry

Remote fuel filler release

Front seat belt pre-tensioners

Front and rear head restraints

Height adjustable driver's seat

Stereo RDS radio cassette player



**Civic** Aero deck

Integratyper.org



Integratyper.org





## Accord 4 door

*The Accord 4 door from Honda makes no compromises. Advanced specification, exceptional quality and the highest levels of refinement.*



When planning the Accord 4 door, we set out to design a car to be the most refined, with the highest levels of safety and security while exceeding all world wide environmental standards.

The Accord has been designed to satisfy even the most discerning drivers, by being the best in the market for fundamental performance.

We believe this has been achieved.

1.8i and 2.0i 16 valve SOHC VTEC engines

Engine immobiliser

Deadlocks

Visible VIN

Power assisted steering

Electronic ABS anti-lock brakes (EBD)

Driver and passenger airbags

Side airbags

Remote central locking

Front seat belt pre-tensioners

Alarm

5 x 3 point seat belts

All round disc brakes

Multi-link rear suspension

Height adjustable seat belts

Side impact protection beams

Air conditioning


Electric front windows

Electric door mirrors

60:40 split folding rear seats

CD compatible RDS radio cassette





## Accord 5 door

1.8i and 2.0i 16 valve SOHC VTEC engines

Engine immobiliser

Deadlocks

Visible VIN

Power assisted steering

Electronic ABS anti-lock brakes (EBD)

Driver and passenger airbags

Side airbags

Remote central locking

Front seat belt pre-tensioners

Alarm

5 x 3 point seat belts

All round disc brakes

Multi-link rear suspension

Height adjustable seat belts

Side impact protection beams

Rear wash wipe

Air conditioning

Electric front windows

Electric door mirrors


60:40 split folding rear seats

CD compatible RDS radio cassette

5 speed manual or 4 speed sequential shift (auto)


*All the luxury, sophistication, performance and quality you'd expect from the Accord but with something extra.*

It's also incredibly spacious for its size with a highly capacious boot. With power assisted steering, an exceptionally rigid bodyshell and Honda's own unique double wishbone suspension system it combines a smooth ride with outstanding handling.



Integratyper.org





Integratyper.org

A c c o r d T y p e - R

*The Accord Type-R has been designed to combine exhilarating performance with premium refinement, whilst remaining environmentally responsible.*



Those seeking sportiness and driver satisfaction will be attracted to the Accord Type-R, which draws on Honda's reputation for technical innovation and success in motorsport. The result is an individual and dynamic car, which is an excellent drive with superb handling.

## Accord Type-R

- 2.2i 16 valve DOHC VTEC engine
- Max power 212 (PS) @ 7200
- Electronic ABS anti-lock brakes (EBD)
- Driver and passenger SRS airbags
- Front seat belt pre-tensioners
- Side impact protection beams
- Double wishbone front suspension
- Multi-link rear suspension
- All round disc brakes
- 5 x 3 point seat belts
- High level rear brake light
- Limited slip differential
- Remote central locking
- ECU engine immobiliser (Rolling Code)
- Alarm system
- Visible VIN
- Speed sensitive power assisted steering
- Electric front windows
- Electric door mirrors
- Body coloured door mirrors
- 17" Alloy wheels
- Dual tailpipes
- Alcantara Recaro seats
- HID Headlights
- Black leather Momo steering wheel
- Headlight washers
- Driver's lumbar support
- Body coloured bumpers
- Remote fuel filler/tailgate release
- CD compatible RDS radio cassette



# Accord Type-V

*A luxury car that breaks with convention, combining practicality with all the added comforts that you require.*

2.0i SOHC VTEC engine

5 speed manual or 4 speed sequential shift (auto)

Automatic air conditioning

Pollen filter

Electric tilt-and-slide sunroof

Driver and passenger airbags

Side airbags

Side impact protection beams

Body coloured door mirrors

All round disc brakes

5 x 3 point seat belts

Alarm system

Front seat belt pre-tensioners

Electronic ABS anti-lock brakes (EBD)

Visible VIN

Power assisted steering

Engine immobiliser

Remote central locking

High level rear brake light

Electric heated door mirrors

Electric front and rear windows

Ivory leather upholstery

Height adjustable seat belts

Headlamp washers

Internally adjustable headlamps

Heat absorbing green glass

Body coloured bumpers

Front fog lights

Chrome door handles

60:40 split folding rear seats

Electrically adjustable driver's seat

Heated driver and passenger seat

BOSE® sound system

Six CD autochanger

Front centre armrest

Alloy wheels




The traditions of elegant wood and leather fittings in the interior are combined with the latest technology; offering the benefits of cruise control, automatic air conditioning and our optional Global Positioning System. Engineered and designed utilising our Formula One experience, every journey in the Accord Type-V will be a pleasure.



Integratyper.org





Integratyper.org

# Accord Coupé

*Honda's advanced design and engineering has created the new Accord Coupé, an individually styled and luxurious sporting Coupé.*

2.0i SOHC VTEC, 3.0i SOHC VTEC V6 engines

Driver and passenger SRS airbags

Side impact protection beams

ABS anti-lock brakes

Disc brakes (front ventilated)

Seat belt pre-tensioners

Climate-controlled air conditioning

Electric tilt-and-slide sunroof

Electric windows

Remote central locking

Leather steering wheel

Leather upholstery

Electrically adjustable driver's seat

Heated front seats

Alloy wheels

Cruise control

Body coloured door mirrors

ECU engine immobiliser

60:40 split folding rear seats

Remote keyless boot entry

High level rear brake light

CD compatible stereo radio cassette (RDS)

Body colour door handles

Dual tailpipes (V6)

Power assisted steering

Electric heated door mirrors



With its striking lines and low, purposeful stance, this new Honda exhibits all the credentials of a true thoroughbred.

The Accord Coupé is available with a 2.0 litre VTEC engine or an all-new aluminium 3.0 litre V6 engine, which both deliver a superb combination of torque and power.



*If a conventional car isn't for you - then the HR-V Joy Machine is.  
It's bold, different, innovative and fun.*

## HR-V

- 1.6i SOHC 16 valve engine
- ABS anti-lock brakes (EBD)
- Power assisted steering
- Dual SRS airbags
- Front seat belt pre-tensioners
- ALR/ELR rear seat belts
- Air conditioning
- Engine immobiliser
- Visible VIN
- Three spoke sports steering wheel
- Remote keyless entry
- Central locking
- Electric retracting door mirrors
- Electric windows
- Body coloured bumpers
- Body coloured door handles
- Body coloured mirrors
- 50:50 split folding rear seats
- Stereo radio cassette player
- High level rear brake light
- Rear wash/wipe

This is a car that will truly express your individuality.

Your attitude to life is reflected by the car you drive.

Sports car? Saloon?

Or something that makes people think a little harder  
about who you are?

Joy Machine is impossible to pigeon hole; it's for those  
who aren't prepared to compromise or conform.

It's for those who want to just get out there and enjoy.





Integratyper.org





Integratyper.org

# CR-V

*Style, safety and versatility combine to create Honda's innovative recreational vehicle, the CR-V.*

Enhanced by the spirited performance of a light and compact 2.0 litre engine, the reassuring and capable handling of the CR-V can compete in most conditions. With its attractive blend of style and innovative features, the CR-V satisfies the needs of today's demanding and varied lifestyle, looking and feeling equally at home in the city or the country.

**2.0 DOHC 16 valve all aluminium engine**

**Optional automatic transmission with Grade Logic control**

**Driver and passenger SRS airbags**

**Seat belt pre-tensioners**

**Side impact protection beams**

**Front and rear crumple zones**

**Double wishbone suspension**

**Electronic ABS brakes**

**Ventilated front disc brakes**

**ECU engine immobiliser**

**Air conditioning**

**Electric front and rear windows**

**Electric door mirrors**

**Central locking**

**Remote keyless entry**

**Tilt adjustable speed sensitive power steering**

**Remote tailgate/fuel filler release**

**Roof rails (ES only)**

**Accessory socket in boot**

**Removable picnic table**

**Headlight washers (ES only)**

**Body coloured door mirrors (ES only)**

**Stereo radio cassette player**





# Shuttle



SOHC 16 valve 2.3 litre fuel injected engine

Automatic transmission with Grade Logic control

Driver and passenger SRS airbags

Side impact protection beams

Electronic ABS anti-lock brakes

All round disc brakes

ECU engine immobiliser

Electric tilt-and-slide sunroof (ES only)

Electric windows

Electric mirrors

Central locking

Remote keyless entry

Power assisted steering

Tilt adjustable steering wheel

Air conditioning

Alloy wheels (ES only)

Six speaker stereo RDS radio cassette player

Removable centre captain's chairs (ES only)

Folding rear seat

Six seats (ES only)

Seven seats (LS only)

*Honda engineers created an engineering miracle with the Shuttle.*

They combined the benefits of a 'people carrier' with the uncompromising standards and high technology that Honda brings to its cars. The result is a highly practical, comfortable and versatile vehicle with the handling, safety and performance of a sporting saloon.



Integratyper.org





Integratyper.org

# Legend

*Distinguished and distinctive, the Legend epitomises refined, luxurious driving.*

3.5 litre 24 valve fuel-injected V6-engine  
 Electronic ABS anti-lock brakes  
 All round disc brakes  
 Driver and passenger SRS airbags  
 Side airbags  
 Side impact protection beams  
 ECU engine immobiliser  
 Front seat belt pre-tensioners  
 Electric windows  
 Climate-controlled air conditioning  
 Electric tilt-and-slide sunroof  
 Traction control system  
 16" Alloy wheels  
 Electrically adjustable heated door mirrors  
 Full leather upholstery  
 Remote central locking  
 Automatic transmission with Grade Logic electronic control  
 Cruise control  
 Speed sensitive power assisted steering  
 Electrically adjustable leather steering wheel  
 Electrically adjustable heated front seats with driver's seat memory setting  
 Walnut interior trim  
 Front fog lights  
 Keyless entry system  
 Remote keyless boot entry  
 BOSE® Stereo RDS radio cassette  
 Remote audio controls  
 HID headlights  
 CD auto changer  
 Headlight washers



The Legend features a powerful 3.5 litre, 24 valve V6 engine which makes driving both effortless and smooth. With a lavish specification and comprehensive safety features complementing its powerful performance capability, the Legend is altogether superior.



# Prelude

*Individual styling, dynamic performance, agile handling and the very latest specification.*

**2.0i, 2.2 VTi fuel-injected  
16 valve engines**

**Electronic four wheel steering  
(2.2 VTi)**

**ABS anti-lock brakes**

**All round disc brakes**

**Driver and passenger  
SRS airbags**

**Side impact protection beams**

**Alloy wheels**

**Air conditioning**

**Electric tilt-and-slide sunroof**

**Electric windows**

**Electric door mirrors**

**Body coloured door mirrors**

**Body coloured bumpers**

**Central locking**

**ECU engine immobiliser**

**Power assisted steering**

**Remote keyless entry**

**Tilt adjustable steering wheel**

**Cruise control (2.2 VTi)**

**Leather steering wheel (2.2 VTi)**

**Heated front seats**


**Heated door mirrors**

**Integral rear antenna**

**Stereo RDS radio cassette player**

All of these meet in the latest generation Prelude. With power, panache, quality and style it makes driving an unadulterated pleasure. The advanced Honda Prelude is an outstanding dynamically accomplished design, that redefines what you can expect in a true sports coupé. The range offers the 2000 Sport, 2.2VTi and culminates in the fabulous 2.2VTi Motegi. With its rear spoiler, body styling kit, alloy wheels and unique badging, this is the ultimate expression of the Prelude spirit.





Integratyper.org





Integratyper.org

I n t e g r a T y p e - R

# Integra Type-R

*Integra Type-R is quite simply, a car for the motorsport enthusiast who has a deep-rooted appreciation for a responsive, agile yet hard charging car.*

Honda's aim in creating Integra Type-R was to provide an exceptional driving experience. It is not simply a tuned variant of an existing model but a thoroughly re-engineered, precision built performance car. To gain class-leading performance Honda drew on its Formula One experience with a high-tech, hand-finished engine. Its 1.8 litre engine sets new global standards for power output per litre. If you're serious about your driving take a serious interest in the new Integra Type-R.



- 1.8 litre 16 valve DOHC VTEC  
4 cylinder in line
- Max power 190 (PS) @ 7900 rpm
- Alloy wheels
- Carbon effect interior trim
- Titanium gearknob
- Light weight alloy wheels
- Low profile tyres
- Driver's footrest
- Driver and passenger  
SRS airbags
- Front ventilated disc brakes
- Rear disc brakes
- Electronic ABS anti-lock brakes
- Side impact protection beams
- Double wishbone suspension
- ECU engine immobiliser
- Front chin spoiler
- Rear spoiler
- Power assisted steering
- Central door locking
- Electric windows
- Electric door mirrors
- Leather steering wheel
- Recaro racing front seats
- 50:50 split folding rear seats
- Stereo RDS radio cassette player



# Honda S2000

*The result of extensive research and development and inspired by Formula One technology, the Honda S2000 is our birthday present to ourselves.*

Honda has long been responsible for redefining automotive categories now we're doing it again with the new Honda S2000. Outstanding looks and incredible performance are the product of Honda technology conceived and built by the same engineers that gave the world the revolutionary NSX.

The compact DOHC VTEC engine delivers 240PS with a sophistication only matched by the Honda S2000's looks. Double wishbone suspension, leather sports seats and electric roof all deliver the total driving experience.



- 2.0 litre DOHC VTEC
- Six speed manual gearbox
- ABS anti-lock brakes
- Rear wheel drive
- Air conditioning
- In wheel double wishbone suspension
- All round disc brakes
- Driver and passenger SRS airbags
- Seat belt pre-tensioners
- Alloy wheels
- Electric body coloured door mirrors
- Remote central locking
- Full leather interior
- Leather steering wheel
- Electric windows
- Electric hood
- Stereo RDS radio cassette player
- Remote audio controls
- Start button







Integratyper.org

*The NSX is a rare breed. An extremely capable supercar, equally content on the racetrack or driving in the city.*

## NSX

Twice voted Car of the Year by Performance Car magazine, the NSX features the latest Honda technology, including F-matic transmission for automatic and manual driving. For open-air enjoyment there's the NSX-T which features a lightweight removable one-piece roof panel.

3.0/3.2 litre V6 VTEC fuel-injected engine

Six-speed manual gearbox (3.2)

Optional automatic transmission with F-matic operation (3.0)

ABS anti-lock brakes

Traction control system

Double wishbone suspension

All round disc brakes

Driver and passenger SRS airbags

Seat belt pre-tensioners

Alloy wheels (16"/17")

Electric body coloured door mirrors

Central locking

Power adjustable seats

Power assisted steering

Height and telescopically adjustable steering wheel

Climate-controlled air conditioning

Full leather interior

Leather steering wheel

Cruise control

Electric windows

BOSE® Stereo RDS radio cassette

CD changer pre-wiring






# Safety

*Keeping you safe on the road means developing features that can be relied on to operate when needed.*

For maximum reliability our SRS airbag system does not use one sensor only but has separate sensors to detect a frontal impact. Signals from these sensors are received by a microprocessor, which calculates the force of the impact. In just a blink of an eye the airbags will inflate, cushioning any forward movement and reducing the prospect of injury.

But that's not the only uncompromising safety feature built-in. Every Honda benefits from the inherent strength of the structural design, as well as impact absorbing 'crumple zones' front and rear and side impact protection beams. Other safety measures include seat belt height adjusters to ensure that the seat belt can be adjusted to your requirements.



# The **Honda** dealer network



*At Honda, every dealer is hand picked for our nationwide network and is superbly qualified to advise you on every aspect of car ownership for private or business use.*

Each is regularly appraised to ensure that they all offer the same high level of service. Every dealership is equipped with first rate servicing facilities and an incredibly efficient and responsive aftersales support service. It's all dedicated to keeping your car running smoothly and sorting out any problems, should they arise. In addition, each dealer has an on-line computer to Honda (UK)'s Parts Division that not only holds over 60,000 parts, but is also in direct contact with a round-the-clock, Europe-wide, delivery network.

## WARRANTIES

- 1 A 3-year/90,000 miles mechanical warranty** covers your new Honda against any defects in materials or workmanship.
  - 2 A 3-year surface corrosion warranty** guarantees the paintwork of your car against defects in materials or workmanship.
  - 3 A 6-year rust through corrosion warranty** covers the body panels and structural parts of your car against perforation caused by corrosion from the inside out (excluding the exhaust system and catalytic converter).
- For details of your nearest Honda dealer, telephone 0345 159 159.**



# A world of **options**

*Whatever the model a complete and extensive range of accessory options are available.*

There are stylish alloy wheels, roof rack systems and even a shower in the Honda Options range. In short, everything you could need to enhance the personal style of your Honda. Each item is assured by Honda to deliver quality, style and value.



## **Body Sports Kit**

Complete with optional alloy wheels, front fog lights, and body styling kits, complementing the lines of your Honda car. Chrome/Gold exhaust pipe finisher also completes the look of any Honda car.




## **Passenger Seat Net Tidy**

A handy pocket to store small items. Available for front seats, rear seats and boot compartments.



## **Gear Shift Knob**

Available for both manual and automatics in 3 different effects - metal, wood and carbon fibre.



## **Interior Enhancements**

Wood, metal, carbon-look gear knobs, centre console trim available for various models

Integratyper.org





#### Bicycle Lift

Lever spring action eases the strain of lifting a bicycle onto your roof.



#### Rear Spoiler - available for every Honda car

Increases the sporting appeal of your Honda.



#### Child Seat

#### Child Seats

To fit all Honda cars



#### Toddler Seat Booster



#### Portable Child Seat



#### In Car Entertainment

You can further enhance the specification of the audio system from the extensive range on offer, including CD tuner, multi-CD player, mini disc and digital radio in 1999.



#### Cross Bars/Ski Attachments

Aerodynamic design to allow upright transportation of skis or bicycles in conjunction with bicycle/ski attachments.



#### Roof Box

Provides the user with an easy way to transport extra luggage being aerodynamic and waterproof.



# Looking after you is second nature to **Honda**

It begins with building a quality car. It helps with the purchase of your Honda. It continues with customer satisfaction and, of course, it looks after you in every aspect, every day, all year round.



## Award Winning Customer Satisfaction

At Honda, our dedication to customer satisfaction has long since been recognised and rewarded. We have consistently been a high achiever every year of the BBC Top Gear / JD Power and Associates UK Study. The survey covers all key areas of customer satisfaction and is recognised as the UK's most comprehensive and accurate guide to quality, reliability and dealer performance.

It is of particular importance as it is the opinion of you, as a customer, that determines the final placings. Honda's excellent overall performance in the JD Power Survey is further evidence of our outstanding commitment to customer service.



## Honda Finance

There are many ways in which Honda Finance can help you drive away a new Honda. We have a range of finance facilities that can be tailored to your exact requirements on both new and used cars. We can meet your needs with a choice of deposits, periods, guaranteed future values, repayments and the option to protect your payments with Honda Finance Payment Protector.

Written quotations available from your local dealer. All applications for credit subject to status. Indemnities may be required.



## Delivery

One of the many advantages of becoming a Honda owner is that we make sure you are completely familiar with your new car and the range of services provided by your Honda dealer, before you drive away your new car.

Your car will have undergone an extensive 80 point pre-delivery inspection check, and we ensure that all the finance documents (if applicable), insurance certificates and road fund licence are in order for the day you collect your car. We will also introduce you to the key members of staff who will be responsible for maintaining and servicing your car.



## Warranties

Your dealer will also explain the three Honda warranties:

1. A 3-year, 90,000 mile mechanical warranty covers your Honda against any defects in materials or workmanship.
2. A 3-year surface corrosion warranty guarantees the paintwork of your car against defects in materials or workmanship.
3. A 6-year rust through corrosion warranty covers the body panels and structural parts of your car against perforation caused by corrosion from the inside out (excluding the exhaust system and catalytic converter).



## Hondacare Assistance

Every new Honda comes with 3 years free membership of Hondacare Assistance - a motoring assistance programme run in conjunction with the AA.

We chose the AA to operate it because of their unrivalled experience and resources in caring for motorists.

As the cover is vehicle based, any driver who is legally entitled to drive your Honda may take advantage of the cover, whether the vehicle is at home or on the road, or even in Europe.

The Hondacare Assistance includes: Roadside Assistance, Home Start, Onward Travel, Overnight Hotel Accommodation, Message Service and European Travel.



## Hondacare Insurance

The Hondacare Insurance scheme has been specially designed so that Honda owners receive beneficial insurance cover - at competitive rates.

To find out more contact your authorised dealer.

## Hondacare Extended Warranty

Your new Honda is covered by a 3-year, 90,000 mile manufacturer's warranty, but if you plan to keep your car for longer than 3 years this cover can be extended for up to 3 further years on an Extended Warranty programme.

To find out more contact your authorised dealer or call Hondacare Extended Warranty on 01992 653399.



## Hondacare Service Budget Plan

Your Honda deserves the highest level of aftersales care and attention, expertise that only a Honda dealer can provide. Spreading the cost of servicing and repairs by a fixed monthly pre-payment plan over an agreed period, makes it easier for you to budget your service costs.

Service Budget Plan is available for both new and used cars\*, for private and business users.

Ask your Honda dealer for further details on Hondacare Service Budget Plan.

\*Applies to Honda cars registered on or after 1st January 1994.



## Honda Bodyshop

The Honda Bodyshop Programme, your Guarantee of Quality. Don't forget, only one estimate is required and the choice of repairer is yours.

The Honda Accident Helpline 0800 521728 will assist in the recovery of your vehicle or advise you of the location of your nearest Honda Approved Bodyshop. This service is complimentary.



## Honda Approved Used Cars

We believe that every one of our customers deserves Honda standards of quality, reliability and efficiency, whatever car they drive.

That is why every Honda Approved Used car, whatever the make, undergoes a comprehensive inspection process, approved and independently monitored by the Automobile Association.

Additionally, we check the car's history to independently verify the mileage and ensure there is no outstanding finance, as well as checking the Condition Alert Register, Police National register and the DVLA.

For extra peace of mind we include a 12 months Hondacare Comprehensive Warranty and a 30 day exchange plan in the price.

To find out more contact the Honda Information Centre on 0345 159159 for details of your local Honda Approved Used car dealer.



# Specification

	Model	Engine Type	Engine Size cc	Max Engine Power PS/rpm	Max Torque Nm/rpm
Civic 3 Door	1.4i	SOHC 16V	1396	90/6300	127/4600
	1.5i VTEC LS	SOHC 16V VTEC	1493	114/6500	134/5500
	1.6i VTEC ES CVT	SOHC 16V VTEC	1590	114/6500	140/5000
	1.6 VTI	DOHC 16V VTEC	1595	160/7600	150/7000
Civic 5 Door	1.4i S	SOHC 16V	1396	90/6400	120/4800
	Civic Sport	SOHC 16V	1396	90/6400	120/4800
	1.5i S	SOHC 16V VTEC	1493	114/6500	134/5400
	1.6i SE	SOHC 16V	1590	116/6300	143/4600
	1.6i SE Sport	SOHC 16V	1590	116/6300	143/4600
	1.6i SE Executive	SOHC 16V	1590	116/6300	143/4600
	1.6i SE Executive Sport	SOHC 16V	1590	116/6300	143/4600
	1.6i VTEC ES	SOHC 16V VTEC	1590	125/6600	144/4700
	1.8 VTI	DOHC 16V VTEC	1797	169/7600	166/6300
	1.6i LS	SOHC 16V	1590	105/6200	142/4500
Civic Coupé	1.6 VTI	DOHC 16V VTEC	1595	160/7600	150/7000
	1.6i LS	SOHC 16V	1590	116/6300	143/4800
	1.6i VTEC ES	SOHC 16V VTEC	1590	125/6600	144/5500
Civic Aero deck	1.8 VTI	DOHC 16V VTEC	1797	169/7600	166/6300
	1.8i VTEC S	SOHC 16V VTEC	1850	136/6000	175/4800
	1.8i VTEC SE	SOHC 16V VTEC	1850	136/6000	175/4800
	1.8i VTEC SE Sport	SOHC 16V VTEC	1850	136/6000	175/4800
	1.8i VTEC SE Executive	SOHC 16V VTEC	1850	136/6000	175/4800
	1.8i VTEC SE Executive Sport	SOHC 16V VTEC	1850	136/6000	175/4800
	2.0i VTEC SE	SOHC 16V VTEC	1997	147/6000	184/4800
	2.0i VTEC SE Sport	SOHC 16V VTEC	1997	147/6000	184/4800
	2.0i VTEC SE Executive	SOHC 16V VTEC	1997	147/6000	184/4800
	2.0i VTEC SE Executive Sport	SOHC 16V VTEC	1997	147/6000	184/4800
Accord Type-R	2.2i	DOHC 16V VTEC	2157	212/7200	215/6700
Accord Type-V	2.0i	SOHC 16V VTEC	1997	147/6000	184/4800
Accord Coupé	2.0i ES	SOHC 16V VTEC	1997	147/6000	184/5000
	3.0i V6	SOHC VTEC V6	2997	200/5500	265/4700
HR-V	1.6i	SOHC 16V	1590	105/6200	135/3400
CR-V	2.0i LS	DOHC 16V	1973	147/6300	182/4500
	2.0i ES	DOHC 16V	1973	147/6300	182/4500
	2.0i ES Executive	DOHC 16V	1973	147/6300	182/4500
	2.3i LS	SOHC 16V VTEC	2253	150/5700	200/4700
Shuttle	2.3i LS Executive	SOHC 16V VTEC	2253	150/5700	200/4700
	2.3i ES	SOHC 16V VTEC	2253	150/5700	200/4700
	2.3i ES Executive	SOHC 16V VTEC	2253	150/5700	200/4700
	3.5i V6	SOHC V6	3474	208/5200	303/2800
Legend	2000 Sport	SOHC 16V	1997	134/5300	179/5000
Prelude	2000 Sport Motegi	SOHC 16V	1997	134/5300	179/5000
	2.2 VTI (MT)	DOHC 16V VTEC	2156	200/7100	212/5250
	2.2 VTI Motegi (MT)	DOHC 16V VTEC	2156	200/7100	212/5250
	2.2 VTI (SS)	DOHC 16V VTEC	2156	185/7000	206/5300
	2.2 VTI Motegi (SS)	DOHC 16V VTEC	2156	185/7000	206/5300
	1.8i	DOHC 16V VTEC	1797	190/7900	178/7300
Integra Type-R	2.0i	DOHC 16V VTEC	1997	240/8300	208/7500
Honda S2000	3.2 (MT)	DOHC VTEC	3179	280/7300	298/5300
NSX/NSX-T	3.0 (F-matic)	DOHC VTEC	2977	256/6800	284/5400

## Government Fuel Consumption Figures (mpg/l/100km)

Urban				Extra Urban				Combined			
Man		Auto		Man		Auto		Man		Auto	
32.1/8.8		27.2/10.4		49.6/5.7		45.6/6.2		41.5/6.8		36.7/7.7	
34.9/8.1		29.1/9.7		51.4/5.5		47.9/5.9		43.5/6.5		38.7/7.3	
		32.8/8.6				46.3/6.1				40.1/7.0	
25.7/11.0				40.9/6.9				33.6/8.4			
29.7/9.5		25.2/11.2		42.2/6.7		41.5/6.8		36.7/7.7		33.6/8.4	
29.7/9.5				42.2/6.7				36.7/7.7			
32.1/8.8				49.6/5.7				41.5/6.8			
28.2/10.0		23.5/12.0		42.8/6.6		38.7/7.3		36.2/7.8		31.4/9.0	
28.2/10.0		23.5/12.0		42.8/6.6		38.7/7.3		36.2/7.8		31.4/9.0	
28.2/10.0		23.5/12.0		42.8/6.6		38.7/7.3		36.2/7.8		31.4/9.0	
28.2/10.0		23.5/12.0		42.8/6.6		38.7/7.3		36.2/7.8		31.4/9.0	
27.7/10.2		24.1/11.7		41.5/6.8		37.2/7.6		35.3/8.0		31.0/9.1	
25.0/11.3				38.2/7.4				32.1/18.8			
29.1/9.7		25.7/11.0		47.1/6.0		43.5/6.5		38.7/7.3		34.9/8.1	
25.7/11.0				40.9/6.9				33.6/8.4			
28.0/10.1		23.5/12.0		42.8/6.6		38.7/7.3		35.8/7.9		31.4/9.0	
27.7/10.2		24.1/11.7		41.5/6.8		37.2/7.6		35.3/8.0		31.0/9.1	
25.0/11.3				38.2/7.4				32.1/8.8			
25.2/11.2	25.2/11.2	22.4/12.6	22.4/12.6	40.9/6.9	40.9/6.9	40.4/7.0	39.8/7.1	33.6/8.4	33.6/8.4	31.4/9.0	31.0/9.1
25.2/11.2	25.2/11.2	22.4/12.6	22.4/12.6	40.9/6.9	40.9/6.9	40.4/7.0	39.8/7.1	33.6/8.4	33.6/8.4	31.4/9.0	31.0/9.1
25.2/11.2	25.2/11.2	22.4/12.6	22.4/12.6	40.9/6.9	40.9/6.9	40.4/7.0	39.8/7.1	33.6/8.4	33.6/8.4	31.4/9.0	31.0/9.1
25.2/11.2	24.1/11.7	22.4/12.6	22.4/12.6	40.9/6.9	41.5/6.8	39.8/7.1	39.8/7.1	33.6/8.4	32.8/8.6	31.0/9.1	31.0/9.1
25.2/11.2	24.1/11.7	22.4/12.6	22.4/12.6	40.9/6.9	41.5/6.8	39.8/7.1	39.8/7.1	33.6/8.4	32.8/8.6	31.0/9.1	31.0/9.1
24.8/11.4	24.8/11.4	22.4/12.6	22.2/12.7	40.9/6.9	40.9/6.9	40.4/7.0	39.8/7.1	32.8/8.6	32.8/8.6	31.4/9.0	31.0/9.1
24.8/11.4	24.8/11.4	22.4/12.6	22.2/12.7	40.9/6.9	40.9/6.9	40.4/7.0	39.8/7.1	32.8/8.6	32.8/8.6	31.4/9.0	31.0/9.1
24.8/11.4	23.9/11.8	22.2/12.7	22.2/12.7	40.9/6.9	40.4/7.0	39.8/7.1	39.8/7.1	32.8/8.6	32.1/8.8	31.0/9.1	31.0/9.1
24.8/11.4	23.9/11.8	22.2/12.7	22.2/12.7	40.9/6.9	40.4/7.0	39.8/7.1	39.8/7.1	32.8/8.6	32.1/8.8	31.0/9.1	31.0/9.1
21.9/12.9				36.2/7.8				29.4/9.6			
23.9/11.8		22.2/12.7		40.4/7.0		39.8/7.1		32.1/8.8		31.0/9.1	
23.2/12.2		20.2/14.0		39.8/7.1		37.2/7.6		31.4/9.0		28.2/10.0	
		18.8/15.0				34.4/8.2				26.4/10.7	
27.2/10.4		26.9/10.5		37.2/7.6		36.7/7.7		32.8/8.6		32.5/8.7	
22.4/12.6		21.4/13.2		32.8/8.6		33.2/8.5		28.2/10.0		27.7/10.2	
22.4/12.6		21.4/13.2		32.8/8.6		33.2/8.5		28.2/10.0		27.7/10.2	
22.4/12.6		21.4/13.2		32.8/8.6		33.2/8.5		28.2/10.0		27.7/10.2	
		19.9/14.2				32.1/8.8				26.2/10.8	
		19.9/14.2				32.1/8.8				26.2/10.8	
		19.9/14.2				32.1/8.8				26.2/10.8	
		19.9/14.2				32.1/8.8				26.2/10.8	
		16.6/17.3				30.1/9.4				23.2/12.3	
22.4/12.6		20.0/14.1		38.7/7.3		37.7/7.5		30.7/9.2		28.5/9.9	
22.4/12.6		20.0/14.1		38.7/7.3		37.7/7.5		30.7/9.2		28.5/9.9	
20.8/13.6				36.7/7.7				28.5/9.9			
20.8/13.6				36.7/7.7				28.5/9.9			
		19.0/14.9				36.2/7.8				27.2/10.4	
		19.0/14.9				36.2/7.8				27.2/10.4	
23.3/12.1				40.9/6.9				32.1/8.8			
21.4/13.2				35.8/7.9				28.5/9.9			
16.6/17.0				31.0/9.1				23.5/12.0			
		16.3/17.3				32.1/8.8				23.7/11.9	



## Information Request

To find out more about the Honda range, please complete this form. Then simply return it in an envelope (no stamp required) to:

**Honda (UK)**  
**Honda Information Centre**  
**FREEPOST LON 7126**  
**London EC2B 2JA**

Or telephone the Honda Information Centre on: **0345 159 159**

As a matter of politeness and good conduct we do not permit the use of your name by any business that is not connected with the Honda Dealer Network. However, if you would like to know more about Honda, its new model launches and special offers that arise, we will be happy to inform you. If you would rather not receive such information in future please tick this box. ☐

Title [Mr/Mrs/Ms/Other (please specify)]

Forename

Surname

Address

Postcode

Daytime Tel. No. (inc. STD) /

What other makes and models are you considering?

Make:

Model:

Would you like a test drive?

Yes ☐ No ☐

How do you intend to finance your next car purchase?

Outright purchase

Lease

Cash

Contract Hire

Loan

Aspirations

Motability

Part Exchange

Unsure

### WHICH MODEL(S) ARE YOU INTERESTED IN?

Civic Coupé	<input type="checkbox"/>	Civic 3 Door	<input type="checkbox"/>	Civic 5 Door	<input type="checkbox"/>
Civic Aero deck	<input type="checkbox"/>	Accord 4 Door	<input type="checkbox"/>	Accord 5 Door	<input type="checkbox"/>
Accord Type-R	<input type="checkbox"/>	Accord Type-V	<input type="checkbox"/>	Accord Coupé	<input type="checkbox"/>
HR-V	<input type="checkbox"/>	CR-V	<input type="checkbox"/>	Shuttle	<input type="checkbox"/>
Legend	<input type="checkbox"/>	Prelude	<input type="checkbox"/>	Integra Type-R	<input type="checkbox"/>
Insight	<input type="checkbox"/>	Honda S2000	<input type="checkbox"/>	NSX	<input type="checkbox"/>

### ABOUT YOUR NEXT CAR:

Is this car likely to be purchased:

Used ☐ Ex Demo ☐ New ☐ Unsure ☐

Why are you thinking of buying a car?

New ☐ Additional ☐

Replacing Primary ☐ Replacing Secondary ☐

Not Definitely Buying ☐

What is your budget?

Up to £12,000	<input type="checkbox"/>	£12,001-£15,000	<input type="checkbox"/>
£15,001-£18,000	<input type="checkbox"/>	£18,001-£21,000	<input type="checkbox"/>
£21,001-£25,000	<input type="checkbox"/>	£25,001-£30,000	<input type="checkbox"/>
£30,001-£40,000	<input type="checkbox"/>	Over £40,000	<input type="checkbox"/>

When do you plan to purchase your new/used car?

Month Year Don't Know ☐

### ABOUT YOUR CURRENT CAR:

Make (e.g. Honda)

Model (e.g. Civic)

Reg. Letter (e.g. T)

### CUSTOMER RESEARCH

Do you own a P.C.?

Yes ☐ No ☐

Marital Status:

Married ☐ Single ☐

Which of the following activities do you enjoy?

Golf	<input type="checkbox"/>	Gardening	<input type="checkbox"/>	Art Galleries	<input type="checkbox"/>
Bowls	<input type="checkbox"/>	Winter Sports	<input type="checkbox"/>	Adventure Sports	<input type="checkbox"/>
Tennis	<input type="checkbox"/>	Motorcycling	<input type="checkbox"/>	Music Concerts	<input type="checkbox"/>
Watersports	<input type="checkbox"/>	Others (please specify)			

What age are you?

16-21	<input type="checkbox"/>	22-25	<input type="checkbox"/>	26-30	<input type="checkbox"/>	31-35	<input type="checkbox"/>
36-40	<input type="checkbox"/>	41-45	<input type="checkbox"/>	46-50	<input type="checkbox"/>	51-55	<input type="checkbox"/>
56-64	<input type="checkbox"/>	65-70	<input type="checkbox"/>	71-74	<input type="checkbox"/>	Over 75	<input type="checkbox"/>

### SPECIAL REQUESTS?

Integratyper.org

## Other **Honda** equipment

*Honda, the worlds largest engine manufacturer, supplies an enormous range of exceptional quality, innovative and genuinely class leading products.*



From an electric mower to the world's largest four stroke outboard engine, from the world lightest 1000 watt Handy Generator to the first ever ATV fitted with push button Formula One style gear changes, Honda supplies an enormous range of exceptional quality, innovative and genuinely class leading products.

Honda's range of scooters and motorcycles offers a unique blend of practicality and performance with a liberal dose of fun.

From the humble C90 Cub, of which almost 30 million have been sold worldwide, to the brand new VTR1000 SP-1, designed specifically to win superbike races, there is a Honda machine to suit everyone.

All motorcycles of 125cc and above come with a two year unlimited mileage warranty and two years free AA roadside Assistance and every customer receives free first year membership of the Honda (UK) Riders Club offering access to Honda's award-winning Motorcycle Appreciation Course.







These specification details do not apply to any particular product which is supplied or offered for sale. The manufacturers reserve the right to vary their specifications, including colours, with or without notice and at such times in such manner as they think fit. Major as well as minor changes may be involved. Every effort, however, is made to ensure the accuracy of the particulars contained in this brochure. Consult the Dealer with whom your order is placed for details of the specification of any particular product. This publication shall not constitute in any circumstances whatsoever an offer by the Company to any person. All sales are made by the Distributor or Dealer concerned subject to

and with the benefit of the standard Conditions of Sale and Warranty given by the Distributor or Dealer, copies of which may be obtained from him on request. This publicity material applies to the UK only Trade Descriptions Act (1968). Whilst efforts are made to ensure specification accuracy, brochures are prepared and printed several months in advance of distribution and consequently cannot always immediately reflect either changes in specification or in some isolated cases the provision of a particular feature. Customers are always advised to discuss specification details with the supplying Dealer especially if your model selection is dependent upon one of the features advertised.

#### **Honda (UK)**

4 Power Road, Chiswick, London W4 5YT. A division of Honda Motor Europe Ltd, Registered office: Caversham Bridge House,

Waterman Place, Reading RG1 8DN. No. 857969 Registered in England and Wales

Honda Information Centre: 0345 159 159 [www.honda.co.uk](http://www.honda.co.uk)

Integraltyper.org

F i r s t m a n , t h e n m a c h i n e

*While the Civic 5 door is undeniably practical, it is certainly not at the expense of driving enjoyment.*

All round double wishbone suspension and a choice of fuel injected engines make the Civic 5 door both dynamic and responsive.

The look and feel of the car, built with the highest quality materials, confirm that your Civic 5 door will reward you with years of pleasurable ownership.



## **Civic** 5 door

1.4i, 1.5i, 1.6i and 1.8i 16 valve aluminium petrol engines

Side impact protection beams

Double wishbone suspension

ABS anti-lock brakes (EBD)  
(excl. 1.4i S, Civic Sport & 1.5i S)

Driver and passenger  
SRS airbags

5 x 3 point seat belts

Child proof rear door locks

ECU engine immobiliser

Air conditioning

Electric front windows

Electric heated door mirrors

Body coloured bumpers

Tilt adjustable steering wheel

Power assisted steering

Central locking

Remote keyless entry

Remote boot/fuel filler release

Front seat belt pre-tensioners

Front and rear head restraints

Height adjustable driver's seat

Stereo radio cassette player

Integratyper.org