



Integra Type-R



Integratyper.org

F i r s t m a n , t h e n m a c h i n e



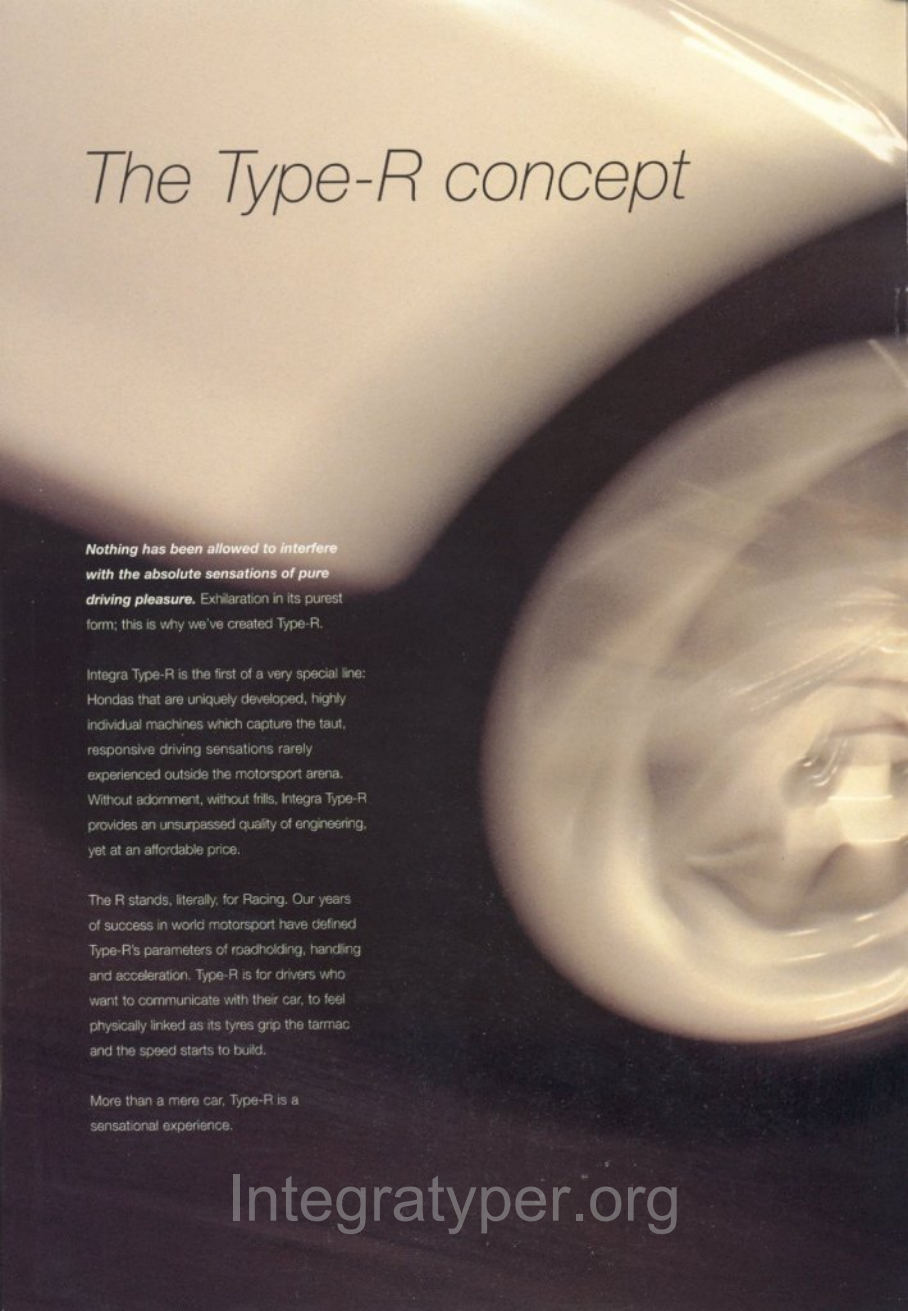
Integratyper.org



See the revs climb, hear the engine note rise to an urgent howl. You feel totally alert, aroused by the sound, the power, the raw energy. You're in control and the car responds. You live to drive. You've never felt more alive.

When **driving** means everything
Integratyper.org

The Type-R concept



Nothing has been allowed to interfere with the absolute sensations of pure driving pleasure.

Exhilaration in its purest form; this is why we've created Type-R.

Integra Type-R is the first of a very special line: Hondas that are uniquely developed, highly individual machines which capture the taut, responsive driving sensations rarely experienced outside the motorsport arena. Without adornment, without frills, Integra Type-R provides an unsurpassed quality of engineering, yet at an affordable price.

The R stands, literally, for Racing. Our years of success in world motorsport have defined Type-R's parameters of roadholding, handling and acceleration. Type-R is for drivers who want to communicate with their car, to feel physically linked as its tyres grip the tarmac and the speed starts to build.

More than a mere car, Type-R is a sensational experience.

Integratyper.org



Integratyper.org

A driving feel that challenges
the limits of engineering

Drive Integra Type-R and you can feel the touch of our race engineers. Inspired by the challenges of competition and innovation, we've evolved and refined new technologies to achieve our victories. Now you can drive the results.




Motorsport is an exacting science. It demands uncompromising attention to detail; an approach we've pursued with Type-R. So, for example, to gain that extra last surge of power, the ports of the inlet and exhaust manifolds are painstakingly hand-polished, achieving a smoother, faster gas flow. It takes each craftsman an extra 25 minutes for every engine, but we know it's worth the effort.

In true racing tradition, we've ruthlessly kept weight down. Integra Type-R's sleek coupé bodyshell, like all its components, is strong but remarkably light. Embellishments and luxury items have been eliminated in favour of fewer kilos and sharper acceleration.

The suspension, already a proven design, has been tested, fine-tuned and tested again at some of the world's most demanding race tracks, to establish the spring rates and damper settings that allow for maximum performance and control.

Integra Type-R is not for those who just want to hint at performance. Like a true racing car, it really delivers.



Integratyper.org

*Driven by the thrill of **racing...***



Integratyper.org

Racing is in our blood and nothing less than winning will ever be acceptable. When the difference between first and second place is one tenth of a second, every minute detail is scrutinised.

Our championship-winning racing programmes have been built on details: reducing weight down to the very minimum, mercilessly discarding convention to evolve more powerful engines; all for the sake of those elusive few tenths of a second. It's demanding, sometimes frustrating, but it's brought us success and taught us that nothing should be overlooked.

Everything we've learnt, we've used to win. Every win we've ever savoured, is captured in Type-R.



Integratyper.org

*and the obsessive craving for **perfection***

Study Integra Type-R. It exudes racing technology. Look at its all-wheel double wishbone suspension, a layout used in Honda's Formula One cars with good reason. The perfect geometry allows engineers to more accurately predict, accommodate and control the loads generated even at the highest cornering speeds.




To achieve exacting precision we design our own production line machinery.

We use it on all our road cars. We've developed it for our race cars and our NSX supercar. For Type-R, our engineers went further still, increasing the strength of the wishbone arms and stiffening the suspension settings, to keep the wheels pushed down onto the road for minimal understeer and roll and optimum traction.

They didn't stop there. Even our innovative VTEC (Variable Valve Timing and Lift Electronic Control) system was fine tuned, by reprogramming the ECU and designing oval cross-section double inlet valve springs to withstand long periods of high lift at peak revolutions. As a result, Integra Type-R can achieve a piston velocity that's faster than an F1 engine.

Nowhere has our engineers' obsession been more apparent than with weight-saving. Having generated so much power from the 1.8 litre engine, they were determined not to lose the advantage. So every item was subjected to scrutiny; if it was surplus to requirements, it was out. If it could be made lighter, it was. Individually, each gain may be minimal. But collectively, the effect is profound.

Integratyper.org



We're renowned for the superb handling and balance of our superbikes, qualities which are mirrored by Integra Type-R.

Integratyper.org



Take your senses to the **edge**

Integratyper.org



INTEGRA
TYPE R

"Once every generation, one car stands out for using advanced technology to provide a new peak of driving pleasure. Our aim was to make Integra Type-R the outstanding car of our generation."

Integra Type-R symbolises our enthusiasm, our dedication to making driving rewarding and fun. We enjoy motorsport and wanted to create a car to bring that experience to fellow enthusiasts. Our aim, with Type-R, was to prove that it's no longer necessary to be a racing driver to feel the purity of sensations that a racing car delivers.


Integra Type-R epitomises our philosophy of first man, then machine: exhilaration has been our goal and innovative technology the means to achieve it. The remarkable power of Type-R's VTEC engine, uncompromising lightweight rigid body and sophisticated suspension are all essential elements in creating a satisfying, exciting driving machine; a car with soul, that will satisfy your soul".

Hisao Suzuki

Hisao Suzuki

President Honda R&D Europe

Integratyper.org



Touch it *with your eyes*

Integratyper.org



*Even before you drive, **Integra Type-R** shouts "no compromise".*

The purposeful coupé body demands attention, sitting low on lightweight, body coloured alloy wheels.

Dramatically effective, the front chin spoiler and sculpted rear wing signal their intent: to force down the wheels and slice through the air.

Distinctive, conspicuous decals are the final confirmation: this is Type-R.

Integratyper.org

A close-up, low-angle shot of a red Honda VTEC engine cover. The cover is metallic and features a silver stripe with the Honda logo and 'HONDA' text. The background is dark and blurred, suggesting motion.

VTEC



HONDA

Feel it *with your ears*


Integratyper.org



As the engine roars, your heartbeat races with anticipation. Push the pedal harder still and as the VTEC cuts in, the sense and sound of urgency increases. The large bore exhaust, tuned for faster gas flow, lets the roar rush out: an evocative thundering symphony of unbridled power.

Integratyper.org

Anything but *indifference*



You drive Integra Type-R with your heart and soul. Its inspiring design, emphatic sound and compulsive performance demand and reward your involvement.

Luxury options and heavy sound-proofing have been discarded. There's no softly cushioned ride or hushed, bland compliance. You sense and revel in every moment of the experience. Type-R is the antidote to indifference: passionate, extreme, intense. Driving in its purest form.

Integratyper.org



Integratyper.org

Satisfy your **passion**



Integratyper.org

***Integra Type-R responds instantly
to your Input.***

*"The sensation you have is that of being in a
racing car, in terms of reaction speed and
aggressive driving position."*

Gabriele Tarquini, International race driver



Integratyper.org

Live for the sensation



The empty road beckons you.


*"Incredible. The best road car engine
I have ever driven on a Race Circuit."*

James Kaye, Former Touring Car Champion

Integratyper.org



Integratyper.org



expe

Integratyper.org

Integra Type-R is focused single-mindedly on delivering a stimulating driving experience. The suspension has been tuned to keep the enthusiast in you fully informed with confidence-inspiring feedback of the car's capable, balanced road holding.

The contoured Recaro racing seat holds you firmly yet comfortably, so you can concentrate on the road; with slim pillars and a large glass area, you have a clear view all around you. Position the adjustable steering wheel just as you want it; it's just a short, quick movement to the titanium gear knob. A glance at the instruments, white characters on black dials, tells you everything is performing as you would expect. Now it's up to you. In Integra Type-R, you can truly savour the experience of driving.



erience

the peak of performance


Integratyper.org



The "quick ratio" steering rack gives you an instant response to your input.

and the high-revving

scre



The low centre of gravity means there's minimal roll, minimal understeer.



Integratyper.org

A photograph of a white car, likely a Honda Civic, driving on a road. The image is heavily blurred to convey a sense of high speed. The background consists of green trees and a blue sky, all streaked with motion blur. The car is positioned in the lower half of the frame, moving towards the right. The rear of the car is visible, showing the taillight and a license plate that appears to read 'HONDA CIVIC'.

am

Integratyper.org

Driving *your emotions wild*



Integratyper.org

You're still totally in command. Still aware of the road, at one with your car. You're fulfilled, tingling with pleasure yet eager for more. Turn the car around and drive this road again. You were born for days like this.



Integratyper.org

Specification for performance

Integra Type-R has the formula for

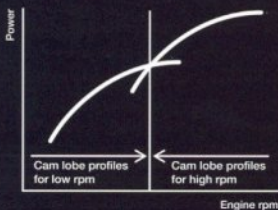
brehtaking performance. The DOHC VTEC engine's high-lift camshafts, lightweight intake valves, single-port intake manifold and free-flowing exhaust system all contribute to a record specific output for a mass-produced naturally aspirated engine.

Integra Type-R's suspension set-up has been proved at world-famous race tracks, including the tortuous Nurburgring and Japan's Suzuka Grand Prix circuit.

Built-in performance rods resist flexing to keep the bodysell perfectly rigid; the ideal platform for the firm, all wheel double wishbone suspension. The low ride height and wide specially developed Bridgestone Potenza tyres gives Type-R exceptional cornering capability and allows you to enjoy the balance, the responses and the sheer performance of this ultimate driver's car.

The car's weight has been kept to an absolute minimum. This obsession with weight saving even extends to the removal of items like the spare tyre cover and rear wash wipe. The sound deadening has been minimised, the flywheel shaved by ounces and we've even deleted the damping from the transmission.

VTEC switchover point

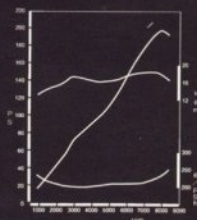


VTEC (Variable Valve Timing and Lift Electronic Control System) optimises torque at low rpm and horsepower at high rpm.



Compared with a conventional exhaust manifold, Integra Type-R's is smoothed and widened to increase gas flow and efficiency.

The engine's remarkable efficiency is partly achieved by the speed with which exhaust gases are removed by the exhaust system. Large diameter pipes and silencer boxes allow a high flow rate, with the junctions of the manifolds smoothed and opened out for the optimum gas passage. The exhaust is also acoustically tuned, producing a characteristic and undoubtedly sporting rasp with a note that hardens as you increase the revs.



Power kw (ps)/rpm



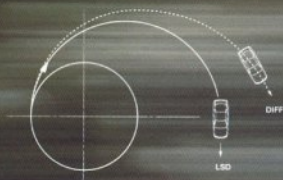
Torque N-m/rpm

Integra Type-R's engine has been set up to satisfy the enthusiastic driver, by providing instant throttle response from a free-revving engine. The gear ratios have been chosen to make best use of the 178Nm torque and 140kW power peaks, which occur at 7300rpm and 8000rpm respectively. Sustained use of such high revs is made possible by the high-resilience crankshaft which, like the lightweight connecting rods, is fully balanced.

Integratyper.org

Specification for performance

To put the power down effectively and safely, Integra Type-R uses a torque-sensitive helical limited slip differential. The helical gear's linear response to torque build-up pushes the pinion gear towards the differential casing, progressively applying limiting force that stops the unloaded wheel from spinning and applies power smoothly and efficiently, for better traction and control, especially during high-speed cornering.



The limited slip differential allows tighter cornering by controlling wheelspin that would normally drift the car wide.

Though Integra Type-R is lightweight, it is also remarkably strong. The bodyshell has extra reinforcement around the wheel arches, roof pillars and suspension mountings. You are further protected with steel beams built into the doors, dual SRS airbags, ABS and the dynamic, safe handling ensured by all wheel double wishbone suspension.

Key strength areas of the Integra Type-R bodyshell are:

- Rear wheel housing plate
- Rear pillar upper girder plate
- Rear roof rail upper plate
- Rear damper cassette plate
- Rear lower arm bracket plate
- Rear frame end performance rod plate
- Rear lower arm performance rod
- Rear wheel arch extension plate thickness
- Aluminium strut tower bar
- Front performance rod



Integratyper.org

Integra Type-R

Technical specifications

Engine	
Type 1.8 litre 16v DOHC	VTEC 4cyl in line
Engine displacement (cc)	1797
Max power (PS @ rpm)	190 @ 7900
Max torque (Nm @ rpm)	178 @ 7300
Compression ratio	11.1
Air intake diameter (mm)	70
Transmission	
5 speed manual	•
Transmission ratios	
1st	3.230
2nd	2.105
3rd	1.458
4th	1.034
5th	0.787
Final Drive	4.785
Reverse	3.000
Performance	
Maximum speed (mph)	145
Acceleration 0-62mph (secs)	6.7
† New EC Test Fuel Economy	
	mpg L/100km
Urban	23.3 12.1
Extra Urban	40.9 6.9
Combined	32.1 8.8
Wheels & Tyres	
Wheels	6Jx15 Alloy
Tyres	Bridgestone Potenza
Size	195/55R15
Spare wheel	Space saver
Engineering	
High strength, lightweight connecting rods	•
Large bore, single port intake manifold	•
Torque sensitive helical limited slip differential	•
Large diameter free-flow exhaust system	•
Sport-tuned suspension settings	•
Variable, power-assisted rotary valve rack and pinion steering	•

Safety	
All round double wishbone suspension	•
Front and rear ventilated disc brakes	•
Electronic anti-lock brakes ABS	•
Dual SRS airbags	•
Side impact protection beams	•
Front and rear crumple zones	•
Rigid passenger safety cell	•
Seat belt reel clamps	•
Security	
ECU engine immobiliser	•
Central locking	•
Locking wheel nuts	•
Alarm system	△
Exterior	
Body coloured door mirrors	•
Body coloured door handles	•
Aerodynamically balanced wing-type rear spoiler	•
Aerodynamically balanced chin spoiler	•
Unique Type-R graphics	•
Electric antenna	•
Fog light kit	△
Interior	
Recaro racing front seats	•
Tilt-adjustable leather steering wheel	•
Short throw titanium gear shift	•
Carbon-fibre effect trim	•
Amber backlit instrument panel	•
50/50 folding rear seatbacks	•
Electric windows	•
Air conditioning	△
Sports pedal kit	△
Seating	
Recaro racing front seats	•
50/50 folding rear seatbacks	•
In Car Entertainment (ICE)	
Stereo radio cassette player with RDS	Level 3
CD changer 6 discs	△
CD changer 12 discs	△
CD changer 50 discs	△

Key: • Standard Equipment, △ Optional Equipment

† **Fuel consumption.** These are the results of the new fuel consumption test gradually being phased in by the Department of Transport. This test is designed to give results that are more representative of actual average on-road fuel consumption.



Enjoy your driving, safely

We have designed Integra Type-R to provide, in a road car, the same degree of responsiveness that is experienced and enjoyed by racing car drivers. Integra Type-R's sophisticated engineering and sporting character deliver these satisfying sensations at normal, legal road speeds. It is not necessary to drive at high speeds to appreciate Integra Type-R and we do not condone or encourage such a practice.


Integratyper.org

Details that define the Type-R

Type-R proudly displays its racing heritage with styling cues that confirm its performance.



From your body-hugging, contoured Recaro seat, the clear and precise controls are easily reached, your hand instinctively falling from the leather wrapped steering wheel to the short-throw titanium gearlever. The instruments, framed by carbon-fibre effect inserts, are amber-illuminated for a clearer display.



Integratyper.org



Outside, the four round projector-type headlights and chin spoiler create a purposeful look that's emphasised by the body coloured side sills and lightweight alloy wheels, accentuated by the red racing "H" for Honda. These, and the distinctive Type-R decals and full-width wing type rear spoiler, will be recognised and appreciated by every knowledgeable enthusiast.

Integratyper.org

Colour and trim



Championship White



Milano Red



Starlight Black

For Type-R, we have revived the colour of our first Grand Prix winning car. Our famous colour of Championship White recalls the first of our many Formula One victories, scored by Richie Ginther in Mexico in 1965. As a salute to our racing heritage, Integra Type-R will be available in Championship White, with Milano Red and Starlight Black also offered to complement its sporty styling.



Red Recaro front seats available in Championship White model only



Black Recaro front seats available in Milano Red and Starlight Black Models

Options

A no compromise approach and attention to detail were a priority in the design of the Integra Type-R. Then the same must be true of any option that you might consider for the car. Whether it's air conditioning, alarm, sports pedals, fog lamps or something as simple as carpet mats, they're all created to the same high standards you'd expect from the Integra Type-R.



Air Conditioning



Sports Pedals



Front Fog Lamps



Car Mats



CAT 1 Alarm

The Honda category 1 Alarm System is Honda's top of the range and high quality insurance and Thatcham approved security system. It combines the latest technology in alarms and immobilisers into one convenient unit.

Service package

Service is second nature to Honda. It begins with building a quality car. It continues with customer satisfaction from day one of ownership to the point where we look after every car we build as if it were our own.



Award Winning Customer Satisfaction

At Honda, our dedication to customer satisfaction has long since been recognised and rewarded. We are the only marque to have scored a top three placing every year of the BBC Top Gear / JD Power and Associates UK Study. The survey covers all key areas of customer satisfaction and is recognised as the UK's most comprehensive and accurate guide to quality, reliability and dealer performance.

It is of particular importance as it is the opinion of you, as a customer, that determines the final placings. Honda's excellent overall performance in the JD Power Survey is further evidence of our outstanding commitment to customer service.



Delivery

One of the many advantages of becoming a Honda owner is that we make sure you are completely familiar with your new car and the range of services provided by your Honda dealer, before you drive away your new car.

Your car will have undergone an extensive 80 point pre-delivery inspection check, and we ensure that all the finance documents (if applicable), insurance certificates and road fund licence are in order for the day you collect your car. We will also introduce you to the key members of staff who will be responsible for maintaining and servicing your car.

Warranties

Your dealer will also explain the three Honda warranties:

1. A 2-year unlimited mileage mechanical warranty covers your Honda against any defects in materials or workmanship however far you drive in that time.
2. A 3-year surface corrosion warranty guarantees the paintwork of your car against defects in materials or workmanship.
3. A 6-year rust through corrosion warranty covers the body panels and structural parts of your car against perforation caused by corrosion from the inside out (excluding the exhaust system and catalytic converter).



Hondacare Assistance

Every new Honda comes with 2 years' free membership of Hondacare Assistance - a motoring assistance programme run in conjunction with the AA. We chose the AA to operate the scheme because of their unrivalled experience and resources in caring for motorists. As the cover is vehicle based, any driver who is legally entitled to drive your Honda may take advantage of the cover, whether the vehicle is at home or on the road, or even in Europe. The Hondacare Assistance includes: Roadside Assistance, Home Start, Onward Travel, Overnight Hotel Accommodation, Message Service and European Travel.

Hondacare Insurance

The Hondacare Insurance scheme has been specially designed so that Honda owners receive beneficial insurance cover - at competitive rates. To find out more contact your authorised dealer or Hondacare Insurance on 01484 548222.

Hondacare Extended Warranty

Your new Honda is covered by a 2-year unlimited mileage manufacturer's warranty - but if you plan to keep your car for longer than 2 years this cover can be extended for up to 3 further years. To find out more contact your authorised dealer or call Hondacare Extended Warranty on 01992 653399.



Hondacare Service Budget Plan

Your Honda deserves the highest level of after-sales care and attention, expertise that only a Honda dealer can provide. Spreading the cost of servicing and repairs by a fixed monthly pre-payment plan over an agreed period, makes it easier for you to budget your service costs.

Service Budget Plan is available for both new and used cars*, for private and business users. There are three plans available to you depending upon your motoring needs.

- *1. Hondacare Standard Service Budget Plan - Covers all manufacturer standard service schedules.
- *2. Hondacare Premier Option Budget Plan - A comprehensive service level, inspecting all mechanical and electrical items so ensuring your Honda is maintained to the highest standard.
- *3. Hondacare Full Maintenance Budget Plan - This plan covers the cost of replacing wearable service items together with the cost of all regular services during the contracted period. Wearable items include tyres, clutches, brakes, battery, exhaust and many other parts.

Ask your Honda dealer for further details on Hondacare Service Budget Plan, or call Hondacare on 01992 703012.

*Applies to Honda cars registered on or after 1st January 1994.



Integratyper.org



HONDA

These specification details do not apply to any particular product which is supplied or offered for sale. The manufacturers reserve the right to vary their specifications, including colours, with or without notice and at such times in such manner as they think fit. Major as well as minor changes may be involved. Every effort, however, is made to ensure the accuracy of the particulars contained in this brochure. Consult the Dealer with whom your order is placed for details of the specification of any particular product. This publication shall not constitute in any circumstances whatsoever an offer by the Company to any person. All sales are made by the Distributor or Dealer concerned subject to and

with the benefit of the standard Conditions of Sale and Warranty given by the Distributor or Dealer, copies of which may be obtained from him on request. This publicity material applies to the UK only. Trade Descriptions Act (1968). Whilst efforts are made to ensure specification accuracy, brochures are prepared and printed several months in advance of distribution and consequently cannot always immediately reflect either changes in specification or in some isolated cases the provision of a particular feature. Customers are always advised to discuss specification details with the supplying Dealer especially if your model selection is dependent upon one of the features advertised.

Honda (UK)

4 Power Road, Chiswick, London W4 5YT. A division of Honda Motor Europe Ltd. Registered office: Gaversham Bridge House, Waterman Place, Reading RG1 8DN. No. 857969 Registered in England and Wales.

F i r s t m a n , t h e n m a c h i n e