




Integra Type-R



Integratyper.org



Integratyper.org



See the revs climb, hear the engine note rise to an urgent howl. You feel totally alert, aroused by the sound, the power, the raw energy. You're in control and the car responds. You live to drive. You've never felt more alive.

Integratyper.org

*When **driving** means everything*

The Type-R concept



Nothing has been allowed to interfere with the absolute sensations of pure driving pleasure. Exhilaration in its purest form; this is why we've created Type-R.

The Integra Type-R is the first of a very special line: Hondas that are uniquely developed, highly individual machines which capture the taut, responsive driving sensations rarely experienced outside the motorsport arena. Without adornment, without frills, the Integra Type-R provides an unsurpassed quality of engineering, yet at an affordable price.

The R stands, literally, for Racing. Our years of success in world motorsport have defined Type-R's parameters of roadholding, handling and acceleration. Type-R is for drivers who want to communicate with their car, to feel physically linked as its tyres grip the tarmac and the speed starts to build.

Integratyper.org

More than a mere car, Type-R is a sensational experience.



Integratyper.org

A driving feel that challenges
the limits of engineering

Drive the Integra Type-R and you can feel the touch of our race engineers. Inspired by the challenges of competition and innovation, we've evolved and refined new technologies to achieve our victories. Now you can drive the results.



Integratyper.org

Motorsport is an exacting science. It demands uncompromising attention to detail; an approach we've pursued with Type-R. So, for example, to gain that extra last surge of power, the ports of the inlet and exhaust manifolds are painstakingly hand-polished, achieving a smoother, faster gas flow. It takes each craftsman an extra 25 minutes for every engine, but we know it's worth the effort.

In true racing tradition, we've ruthlessly kept weight down. The Integra Type-R's sleek coupé bodysell, like all its components, is strong but remarkably light. Embellishments and luxury items have been eliminated in favour of fewer kilos and sharper acceleration.

The suspension, already a proven design, has been tested, fine-tuned and tested again at some of the world's most demanding race tracks, to establish the spring rates and damper settings that allow for maximum performance and control.

The Integra Type-R is not for those who just want to hint at performance. Like a true racing car, it really delivers.



Integratyper.org

*Driven by the thrill of **racing...***



Racing is in our blood and nothing less than winning will ever be acceptable. When the difference between first and second place is one tenth of a second, every minute detail is scrutinised.

Our championship-winning racing programmes have been built on details: reducing weight down to the very minimum, mercilessly discarding convention to evolve more powerful engines; all for the sake of those elusive few tenths of a second. It's demanding, sometimes frustrating, but it's brought us success and taught us that nothing should be overlooked.

Everything we've learnt, we've used to win. Every win we've ever savoured, is captured in Type-R.



Integratyper.org

and the obsessive craving for **perfection**

Study the Integra Type-R. It exudes racing technology. Look at its all-wheel double wishbone suspension, a layout used in Honda's Formula One cars with good reason. The perfect geometry allows engineers to more accurately predict, accommodate and control the loads generated even at the highest cornering speeds.



To achieve exacting precision we design our own production line machinery.

We use it on all our road cars. We've developed it for our race cars and our NSX supercar. For Type-R, our engineers went further still, increasing the strength of the wishbone arms and stiffening the suspension settings, to keep the wheels pushed down onto the road for minimal understeer and roll and optimum traction.

They didn't stop there. Even our innovative VTEC (Variable Valve Timing and Lift Electronic Control) system was fine tuned, by reprogramming the ECU and designing oval cross-section double inlet valve springs to withstand long periods of high lift at peak revolutions. As a result, Integra Type-R can achieve a piston velocity that's faster than an F1 engine.

Nowhere has our engineers' obsession been more apparent than with weight-saving. Having generated so much power from the 1.8 litre engine, they were determined not to lose the advantage. So every item was subjected to scrutiny; if it was surplus to requirements, it was out. If it could be made lighter, it was. Individually, each gain may be minimal. But collectively, the effect is profound.

Integratype




Integratyper.org

We're renowned for the superb handling and balance of our superbikes, qualities which are mirrored by Integra Type-R.



Touch it *with your eyes*

Integratyper.org




Even before you drive, *Integra Type-R* shouts "**no compromise**". The purposeful coupe body demands attention, sitting low on lightweight alloy wheels. Dramatically effective, the front chin spoiler and sculpted rear wing signal their intent, to force down the wheels and slice through the air. Distinctive, conspicuous decals are the final confirmation: this is Type-R.

Integrat  er.org



Feel it *with your ears*

Integratyper.org



As the engine roars, your heartbeat races with anticipation. Push the pedal harder still and as the VTEC cuts in, the sense and sound of urgency increases. The bore-bore exhaust, tuned for faster gas flow, lets the roar rush out, an evocative thundering symphony of unbridled power.

Integratyper.org

Anything but *indifference*



You drive the Integra Type-R with your heart and soul. Its inspiring design, emphatic sound and compulsive performance demand and reward your involvement.

Luxury options and heavy sound-proofing have been discarded. There's no softly cushioned ride or hushed, bland compliance. You sense and revel in every moment of the experience. The Integra Type-R is the antidote to indifference: passionate, extreme, intense. Driving in its purest form.





Integratyper.org

Satisfy your **passion**



***The Integra Type-R responds instantly
to your input.***

*"At 6000rpm, just when most engines are
gasping for breath, the Integra R throws open
its lungs and shrieks to the heavens"*

Autocar



Live for the sensation



The empty road beckons you.

"Could the Integra Type-R be the best driver's car Honda has ever produced? Some believe so equivocally...Whatever the case, it's certainly the most entertaining front-wheel drive car that the Japanese manufacturer has created...It looks and feels every inch the road racer, down to it's titanium gear knob and butch Recaro seats."

Autocar



Integraltype.org



expe

ated by type.org

The Integra Type-R is focused single-mindedly on delivering a stimulating driving experience. The suspension has been tuned to keep the enthusiast in you fully informed with confidence-inspiring feedback of the car's capable, balanced road holding.

The contoured Recaro racing seat holds you firmly yet comfortably, so you can concentrate on the road; with slim pillars and a large glass area, you have a clear view all around you. Position the adjustable steering wheel just as you want it; it's just a short, quick movement to the titanium gear knob. A glance at the instruments, white characters on black dials, tells you everything is performing as you would expect. Now it's up to you. In Integra Type-R, you can truly savour the experience of driving.

A high-angle photograph of a white Honda Integra Type-R driving on a winding asphalt road. The road curves through a landscape with green trees and shrubs. A blue metal guardrail runs along the edge of the road. The car is positioned in the middle of the frame, heading towards the curve. The overall scene conveys a sense of speed and performance.

erience

integratyper.org

the peak of performance




The "quick ratio" steering rack gives you an instant response to your input.

and the high-revving

scre



The low centre of gravity means there's minimal roll, minimal understeer.



Integratyper.org



am

integratyper.org

Driving *your emotions wild*



Integratyper.org

You're still totally in command. Still aware of the road, at one with your car. You're fulfilled, tingling with pleasure yet eager for more. Turn the car around and drive this road again. You were born for days like this.



integratyper.org

Specification for performance

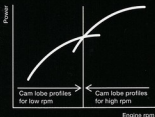
The Integra Type-R has the formula for breathtaking performance. The DOHC VTEC engine's high-lift camshafts, lightweight intake valves, single-port intake manifold and free-flowing exhaust system all contribute to a record specific output for a mass-produced naturally aspirated engine.

The Integra Type-R's suspension set-up has been proved at world-famous race tracks, including the tortuous Nurburgring and Japan's Suzuka Grand Prix circuit.

Built-in performance rods resist flexing to keep the bodyshell perfectly rigid; the ideal platform for the firm, all wheel double wishbone suspension. The low ride height and wide specially developed Bridgestone Potenza tyres gives Type-R exceptional cornering capability and allows you to enjoy the balance, the responses and the sheer performance of this ultimate driver's car.

The car's weight has been kept to an absolute minimum. The sound deadening has been minimised, the flywheel shaved by ounces and we've even deleted the damping from the transmission.

VTEC switchover point



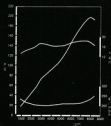
VTEC (Variable Valve Timing and Lift Electronic Control System) optimises torque at low rpm and horsepower at high rpm.



Compared with a conventional exhaust manifold, Integra Type-R's is smoothed and widened to increase gas flow and efficiency.

The engine's remarkable efficiency is partly achieved by the speed with which exhaust gases are removed by the exhaust system. Large diameter pipes and silencer boxes allow a high flow rate, with the junctions of the manifolds smoothed and opened out for the optimum gas passage. The exhaust is also acoustically tuned, producing a characteristic and undoubtedly sporting rasp with a note that hardens as you increase the revs.

Integratyper.org



Power kw (ps)/rpm



The Integra Type-R's engine has been set up to satisfy the enthusiastic driver, by providing instant throttle response from a free-revving engine. The gear ratios have been chosen to make best use of the 176Nm torque and 180PS power peaks, which occur at 7300rpm and 7900rpm respectively. Sustained use of such high revs is made possible by the high-resilience crankshaft which, like the lightweight connecting rods, is fully balanced.

Specification for performance

To put the power down effectively and safely, the Integra Type-R uses a torque-sensitive helical limited slip differential. The helical gear's linear response to torque build-up pushes the pinion gear towards the differential casing, progressively applying limiting force that stops the unloaded wheel from spinning and applies power smoothly and efficiently, for better traction and control, especially during high-speed cornering.



The limited slip differential allows tighter cornering by controlling wheel spin that would normally drift the car wide.

Though the Integra Type-R is lightweight, it is also remarkably strong. The bodyshell has extra reinforcement around the wheel arches, roof pillars and suspension mountings. You are further protected with steel beams built into the doors, dual SRS airbags, ABS and the dynamic, safe handling ensured by all wheel double wishbone suspension.

Key strength areas of the Integra Type-R bodyshell are:

- Rear wheel housing plate
- Rear pillar upper girder plate
- Rear roof rail upper plate
- Rear damper cassette plate
- Rear lower arm bracket plate
- Rear frame end performance rod plate
- Rear lower arm performance rod
- Rear wheel arch extension plate thickness
- Aluminum strut tower bar
- Front performance rod



Technical specifications

Engine		Safety	
Type 1.8 litre 16v DOHC	VTEC 4cyl in line	All round double wishbone suspension	•
Engine displacement (cc)	1797	Front and rear ventilated disc brakes	•
Max power (PS @ rpm)	190 @ 7900	Electronic anti-lock brakes (ABS)	•
Max torque (Nm @ rpm)	178 @ 7300	Dual SRS airbags	•
Compression ratio	11.1	Side impact protection beams	•
Air intake diameter (mm)	70	Front and rear crumple zones	•
Transmission		Rigid passenger safety cell	•
5 speed manual	•	Seat belt reel clamps	•
Transmission ratios		Security	
1st	3.230	ECU engine immobiliser	•
2nd	2.105	Central locking	•
3rd	1.458	Locking wheel nuts	•
4th	1.034	Alarm system	Δ
5th	0.787	Exterior	
Final Drive	4.785	Body coloured door mirrors	•
Reverse	3.000	Body coloured door handles	•
Performance		Aerodynamically balanced wing-type	
Maximum speed (mph)	145	Rear spoiler	•
Acceleration 0-62mph (secs)	6.7	Aerodynamically balanced chin spoiler	•
† New EC Test Fuel Economy		Unique Type-R graphics	•
	mpg L/100km	Electric antenna	•
Urban	23.3 12.1	Fog light kit	Δ
Extra Urban	40.9 6.9	Interior	
Combined	32.1 8.8	Tilt-adjustable momo steering wheel	•
CO ₂ Emission (g/km)	208	Short throw titanium gear shift	•
Wheels and Tyres		Carbon-fibre effect trim	•
Wheels	6Jx15 Alloy	Amber backlit instrument panel	•
Tyres	Bridgestone Potenza	Electric windows	•
Size	195/55R15	Air conditioning	Δ
Spare wheel	Space saver	Sports pedal kit	Δ
Engineering		Seating	
High strength, lightweight connecting rods	•	Recaro racing front seats	•
Large bore, single port intake manifold	•	50/50 folding rear seatbacks	•
Torque sensitive helical limited slip differential	•	In Car Entertainment (ICE)*	
Large diameter free-flow exhaust system	•	Stereo radio cassette player with RDS	Level 3
Sport-tuned suspension settings	•	CD changer 6 discs	Δ
Variable, power-assisted rotary valve rack and pinion steering	•	CD changer 12 discs	Δ

Key: • Standard Equipment, Δ Optional Equipment

† Fuel consumption. These are the results of the new fuel consumption test gradually being phased in by the Department of Transport. This test is designed to give results that are more representative of actual average on-road fuel consumption.

* For further information please refer to the "Your choice of In Car Entertainment" brochure.



Enjoy your driving, safely

We have designed Integra Type-R to provide, in a road car, the same degree of responsiveness that is experienced and enjoyed by racing car drivers.

Details that define the Type-R

Type-R proudly displays its racing heritage with styling cues that confirm its performance.



From your body-hugging, contoured Recaro seat, the clear and precise controls are easily reached, your hand instinctively falling from the leather wrapped steering wheel to the short-throw titanium gearlever. The instruments, framed by carbon-fibre effect inserts, are amber-illuminated for a clearer display.



Integratyper.org



Outside, the four round projector-type headlights and chin spoiler create a purposeful look that's emphasised by the body coloured side sills and lightweight alloy wheels, accentuated by the red racing "H" for Honda. These, and the distinctive Type-R decals and full-width wing type rear spoiler, will be recognised and appreciated by every knowledgeable enthusiast.

Colour and trim



Championship White



Milano Red



Starlight Black

For Type-R, we have revived the colour of our first Grand Prix winning car. Our famous colour of Championship White recalls the first of our many Formula One victories, scored by Richie Ginther in Mexico in 1965. As a salute to our racing heritage, Integra Type-R is available in Championship White, with Milano Red and Starlight Black also offered to complement its sporty styling.



Red Recaro front seats available in Championship White model only



Integratyper.org

Options

A no compromise approach and attention to detail were a priority in the design of the Integra Type-R. Then the same must be true of any option that you might consider for the car. Whether it's air conditioning, alarm, sports pedals, fog lamps or something as simple as carpet mats, they're all created to the same high standards you'd expect from the Integra Type-R.



Air Conditioning



Sports Pedals



Front Fog Lamps



Car Mats



CAT 1 Alarm

The Honda category 1 Alarm System is Honda's top of the range and high quality insurance and Thatcham approved security system. It combines the latest technology in alarms and immobilisers into one convenient unit.

In Car Entertainment (ICE)

For In Car Entertainment options refer to the Honda In Car Entertainment brochure for full details of our extensive audio programme, from RDS radio cassette tuners to CD and MiniDisc options and remote control. Honda's range is both extensive and affordable.



6 Disc MiniDisc MD Player

- 6 Disc Capacity
- Power Load and Eject
- Six-Track System
- 10 second memory
- Illuminated Stop when Ejecting Disc
- Random/Repeat/Scan



Voice Command Remote
Control for CD Changers whilst keeping your eyes on the road.



Steering Wheel Remote
Allowing you to keep your



Integratyper.org

Take your senses to the **edge**



INTEGRA
TYPE R

"Once every generation, one car stands out for using advanced technology to provide a new peak of driving pleasure. Our aim was to make the Integra Type-R the outstanding car of our generation."

The Integra Type-R symbolises our enthusiasm, our dedication to making driving rewarding and fun. We enjoy motorsport and wanted to create a car to bring that experience to fellow enthusiasts. Our aim, with Type-R, was to prove that it's no longer necessary to be a racing driver to feel the purity of sensations that a racing car delivers.

The Integra Type-R epitomises our philosophy of first man, then machine: exhilaration has been our goal and innovative technology the means to achieve it. The remarkable power of Type-R's VTEC engine, uncompromising lightweight rigid body and sophisticated suspension are all essential elements in creating a satisfying, exciting driving machine; a car with soul, that will satisfy your soul".

Integratyper.org *Hisao Suzuki*

Hisao Suzuki
President Honda R&D Europe

Looking after you is second nature to Honda

It begins with building a quality car. It helps with the purchase of your Honda. It continues with customer satisfaction and, of course, it looks after you in every aspect, every day, all year round.



Award Winning Customer Satisfaction

At Honda, our dedication to customer satisfaction has long since been recognised and rewarded. We have consistently been a high achiever every year of the BBC Top Gear / JD Power and Associates UK Study. The survey covers all key areas of customer satisfaction and is recognised as the UK's most comprehensive and accurate guide to quality, reliability and dealer performance.

It is of particular importance as it is the opinion of you, as a customer, that determines the final placings. Honda's excellent overall performance in the JD Power Survey is further evidence of our outstanding commitment to customer service.



Honda Finance

There are many ways in which Honda Finance can help you drive away a new Honda. We have a range of finance facilities that can be tailored to your exact requirements on both new and used cars. We can meet your needs with a choice of deposits, periods, guaranteed future values, repayments and the option to protect your payments with Honda Finance Payment Protector.

Written quotations available from your local dealer. All applications for credit subject to status. Indemnities may be required.



Delivery

One of the many advantages of becoming a Honda owner is that we make sure you are completely familiar with your new car and the range of services provided by your Honda dealer, before you drive away your new car. Your car will have undergone an extensive 80 point pre-delivery inspection check, and we ensure that all the finance documents (if applicable), insurance certificates and road fund licence are in order for the day you collect your car. We will also introduce you to the key members of staff who will be responsible for maintaining and servicing your car.



Warranties

Your dealer will also explain the three Honda warranties:

1. A 3-year, 90,000 mile mechanical warranty covers your Honda against any defects in materials or workmanship.
2. A 3-year surface corrosion warranty guarantees the paintwork of your car against defects in materials or workmanship.
3. A 6-year rust through corrosion warranty covers the body panels and structural parts of your car against perforation caused by corrosion from the inside out (excluding the exhaust system and catalytic converter).



Hondacare Assistance

Every new Honda comes with 3 years free membership of Hondacare Assistance—a motoring assistance programme run in conjunction with the AA.

We chose the AA to operate it because of their unrivalled experience and resources in caring for motorists.

As the cover is vehicle based, any driver who is legally entitled to drive your Honda may take advantage of the cover, whether the vehicle is at home or on the road, or even in Europe.

The Hondacare Assistance includes: Roadside Assistance, Home Start, Onward Travel, Overnight Hotel Accommodation, Message Service and European Travel.



Hondacare Insurance

The Hondacare Insurance scheme has been specially designed so that Honda owners receive beneficial insurance cover - at competitive rates.

To find out more contact your authorised dealer.

Hondacare Extended Warranty

Your new Honda is covered by a 3-year/90,000 mile manufacturer's warranty, but if you plan to keep your car for longer than 3 years this cover can be extended for up to 3 further years on an Extended Warranty programme.

To find out more contact your authorised dealer or call Hondacare Extended Warranty on 01992 653399.



Hondacare Service Budget Plan

Your Honda deserves the highest level of aftersales care and attention, expertise that only a Honda dealer can provide. Spreading the cost of servicing and repairs by a fixed monthly pre-payment plan over an agreed period, makes it easier for you to budget your service costs.

Service Budget Plan is available for both new and used cars*, for private and business users.

Ask your Honda dealer for further details on Hondacare Service Budget Plan.

*Applies to Honda cars registered on or after 1st January 1994.



Honda Bodyshop

The Honda Bodyshop Programme, your Guarantee of Quality. Don't forget, only one estimate is required and the choice of repairer is yours.

The Honda Accident Helpline 0800 521728 will assist in the recovery of your vehicle or advise you of the location of your nearest Honda Approved Bodyshop. This service is complimentary.



Honda Approved Used Cars

We believe that every one of our customers deserves Honda standards of quality, reliability and efficiency, whatever car they drive.

That is why every Honda Approved Used car, whatever the make, undergoes a comprehensive inspection process, approved and independently monitored by the Automobile Association.

Additionally, we check the car's history to independently verify the mileage and ensure there is no outstanding finance, as well as checking the Condition Alert Register, Police National register and the DVLA.

For extra peace of mind we include a 12 months Hondacare Comprehensive Warranty and a 30 day exchange plan in the price.

To find out more contact the Honda Information Centre on 0345 159159 for details of your local Honda Approved Used car dealer.



These specification details do not apply to any particular product which is supplied or offered for sale. The manufacturer reserves the right to vary their specifications, including colours, with or without notice and at such times in such manner as they think fit. Major as well as minor changes may be involved. Every effort, however, is made to ensure the accuracy of the particulars contained in this brochure. This publication shall not constitute in any circumstances whatsoever an offer by the Company to any person. All sales are made by the Distributor or Dealer concerned subject to and with the benefit of the standard Conditions of

Sale and Warranty given by the Distributor or Dealer, copies of which may be obtained from him on request. This publicity material applies to the UK only (Trade Descriptions Act 1968). Whilst efforts are made to ensure specification accuracy, brochures are prepared and printed several months in advance of distribution and consequently cannot always immediately reflect either changes in specification or in some isolated cases the provision of a particular feature. Customers are always advised to discuss specification details with the supplying Dealer especially if your model selection is dependent upon one of the features advertised.

Honda (UK)

4 Power Road, Chiswick, London W4 5YT. A division of Honda Motor Europe Ltd, Registered office:
Caversham Bridge House, Waterman Place, Reading RG1 8DN. No. 857969 Registered in England and Wales