



The Range

Integratyper.org

First man, then machine

Civic 3 door	3
Civic 5 door	5
Civic Coupé	7
Civic Aero deck	9
Accord Saloon	11
Accord Coupé	13
CR-V	15
Shuttle	17
Legend	19
Prelude	21
Integra Type-R	23
NSX	25
Safety	27
The Honda Dealer Network	28
A World of Options	29
Service Package	31
Specifications	33
Information Request	36



That means every model has some of the most advanced technology and best build quality in their class. Standard production techniques are not good enough for Honda. In fact, we even build the machines that build our cars. To further ensure there is no

The Range

Every Honda is designed and built to exacting standards.

compromise in build quality, we systematically check our cars at every stage of the manufacturing process. If necessary, we'll even change the process. It's what we call our 'right first time' policy. For example, to stop air bubbles forming beneath the surface of the car's paintwork, we developed a highly sophisticated dip and roll painting technique to ensure a perfect finish.

Every Accord Saloon, Civic 5 door and Civic Aero deck starts life on our state-of-the-art production line in Swindon, Wiltshire, where in 1994 we won the Queen's Award for Export Achievement.



Integratyper.org



CIVIC 3 DOOR

The clean lines of the Civic 3 door make it highly distinctive for a small car.

It's also incredibly spacious for its size with a highly capacious boot. With power assisted steering, an exceptionally rigid bodyshell and Honda's own unique double wishbone suspension system it combines a smooth ride with outstanding handling.

1.4i, 1.5i and 1.6i aluminum fuel injected 16 valve engines

Side impact protection beams

Electronic ABS anti-lock brakes (excl 1.4i)

Driver's and passenger's SRS airbags

Front disc brakes

Double wishbone suspension

Electric tilt-and-slide sunroof

Electric windows

Electric door mirrors

Body coloured bumpers

Body coloured roof spoiler

Power assisted steering

Tilt adjustable steering wheel

Central locking

Remote keyless entry

ECU engine immobiliser

Remote boot/fuel filler release

50:50 split folding rear seats

Stereo radio cassette player



CIVIC 3 DOOR

While the Civic 5 door is undeniably practical, it is certainly not at the expense of driving enjoyment.



All round double wishbone suspension and a choice of fuel injected engines make the Civic 5 door both dynamic and responsive. The look and feel of the car, built with the highest quality materials, confirm that your Civic 5 door will reward you with years of pleasurable ownership.

1.4i, 1.5i, 1.6i and 1.8i 16 valve aluminium petrol engines

2.0i turbocharged diesel engine

Side impact protection beams

Double wishbone suspension

ABS anti-lock brakes (excl. 1.4i and 1.5i)

Driver's and passenger's SRS airbags

Child proof rear door locks

ECU engine immobiliser

Electric tilt-and-slide sunroof

Electric front windows

Electric heated door mirrors

Body coloured bumpers

Tilt adjustable steering wheel

Power assisted steering

Central locking

Remote keyless entry


Remote boot/fuel filler release

Front seat belt pretensioners

Front and rear head restraints

Height adjustable driver's seat

Stereo radio cassette player





CIVIC COUPÉ

The sleek Civic Coupé makes stylish motoring something you can easily afford.

1.6i, 1.6i VTEC aluminium fuel injected 16 valve engines

Side impact protection beams

Driver's and passenger's SRS airbags

Double wishbone suspension

ECU engine immobiliser

Alloy wheels

Rear boot spoiler

Air conditioning (SR)

High level rear brake lamp

Electric windows

Electric door mirrors

Electric tilt-and-slide sunroof

Body coloured bumpers

Green tinted windows

Power assisted steering

Tilt adjustable steering wheel

Central locking

Remote keyless entry

60:40 split folding rear seats

Headlamp on reminder buzzer

Remote boot/fuel filler release

Stereo RDS radio cassette player

Built to uncompromising standards it features a low profile body, a spacious interior giving a generous amount of leg and headroom, excellent specification levels and a choice of spirited 16 valve engines. It's also extremely economical and reliable, not to mention highly individual in design.



CIVIC COUPÉ


The Civic Aero deck is a car for people who believe a car should fit their lifestyle no matter what they do.



Exceptional build quality and high specification are synonymous with the Honda Civic. Now there's an added dimension to its abilities. Within the sleek and elegant exterior of the Civic Aero deck, lies an interior that offers a surprisingly large storage area. That means, even wide and awkward items can be accommodated with remarkable ease.

- 1.5i, 1.6i and 1.8i 16 valve aluminium petrol engines
- Side impact protection beams
- Double wishbone suspension
- ABS anti-lock brakes
- Driver's and passenger's SRS airbags
- Child proof rear door locks
- ECU engine immobiliser
- Electric tilt-and-slide sunroof
- Electric front and rear windows
- Electric heated door mirrors
- Body coloured bumpers
- Tilt adjustable steering wheel
- Power assisted steering
- Central locking
- Fully carpeted luggage area
- Tonneau cover
- Luggage hooks
- Roof rails
- Remote keyless entry
- Remote fuel filler release
- Front seat belt pretensioners
- Front and rear head restraints
- Height adjustable driver's seat
- Leather steering wheel (excl. 1.5i LS and 1.6i LS)
- Stereo RDS radio cassette player

CIVIC AERO DECK



CIVIC AERO DECK



ACCORD SALOON

The New Accord Saloon from Honda makes no compromises. Advanced specification, exceptional quality and the highest levels of refinement.



When planning the New Accord Saloon, we set out to design a car to be the most refined, with the highest levels of safety and security while exceeding all world wide environmental standards.

The New Accord has been designed to satisfy even the most discerning drivers, by being the best in the market for fundamental performance. We believe this has been achieved.

- Air conditioning
- Climate control (ES)
- Electric tilt-and-slide sunroof (excl. 1.8i S)
- Driver's and passenger's SRS airbags
- Side airbags
- Side impact protection beams
- Body coloured door mirrors (ES)
- All round disc brakes
- Remote central locking
- ECU engine immobiliser (Rolling Code)
- Electronic ABS anti lock brakes (EBD)
- Alarm System
- Visible VIN
- Multi link rear suspension
- Speed sensitive power assisted steering
- 5 x 3-point seatbelts
- High level rear brake lamp
- Electric windows
- Headlamp washers (ES)
- Remote fuel filler/tailgate release
- CD compatible RDS radio cassette
- 60:40 split folding rear seats
- Body coloured bumpers
- Height adjustable driver's seat
- Lumbar Support (LS, ES)
- Full power driver's seat (ES)
- Heated driver's seat (ES)
- Leather upholstery (ES)
- Alloy wheels (ES)
- BOSE sound system (ES)
- Electric door mirrors (excl 1.8i S)
- Heated door mirrors (excl 1.8i S)

ACCORD SALOON

Integratyper.org


Honda's advanced design and engineering has created the new Accord Coupé, an individually styled and luxurious sporting Coupé.



With its striking lines and low, purposeful stance, this new Honda exhibits all the credentials of a true thoroughbred. The Accord Coupé is available with a 2.0 litre VTEC engine or an all-new aluminium 3.0 litre V6 engine, which both deliver a superb combination of torque and power.

- Driver's and passenger's SRS airbags
- Side impact protection beams
- ABS anti lock brakes
- Disc brakes (front ventilated)
- Seatbelt pretensioners
- Automatic air conditioning
- Electric tilt-and-slide sunroof
- Electric windows
- Remote central locking
- Leather steering wheel
- Leather upholstery
- Electrically adjustable driver's seat
- Heated front seats
- Alloy wheels
- Cruise control
- Body coloured door mirrors
- ECU engine immobiliser
- 60:40 split folding rear seats
- Remote keyless boot entry
- High level rear brake lamp
- Stereo radio cassette (RDS)
- Body colour door handles
- Dual tailpipes (V6 only)
- Power assisted steering
- Electric heated door mirrors

ACCORD COUPÉ



ACCORD COUPÉ

Integratyper.org



CR-V

Style, safety and versatility combine to create Honda's innovative recreational vehicle, the CR-V.

Enhanced by the spirited performance of a light and compact 2.0 litre engine, the reassuring and capable handling of the CR-V can compete in most conditions. With its attractive blend of style and innovative features, the CR-V satisfies the needs of today's demanding and varied lifestyle, looking and feeling equally at home in the city or the country.



CR-V

2.0 DOHC 16v all aluminium engine

Optional automatic transmission with Grade Logic control

Driver's and passenger's SRS airbags

Seat belt pretensioners

Side impact protection beams

Front and rear crumple zones

All round double wishbone suspension

All round electronic ABS brakes

Ventilated front disc brakes

ECU engine immobiliser

Electric sunroof

Electric front and rear windows

Electric door mirrors

Central locking

Remote keyless entry

Tilt adjustable speed sensitive power steering

Remote tailgate/fuel filler release

Air conditioning (ES only)

Roof rails (ES only)

Accessory socket in boot

Removable picnic table

Headlamp washers (ES only)

Body coloured door mirrors (ES only)

Stereo radio cassette player

Integratyper.org

Honda engineers created an engineering miracle with the Shuttle.



They combined the benefits of a 'people carrier' with the uncompromising standards and high technology that Honda brings to its cars. The result is a highly practical, comfortable and versatile vehicle with the handling, safety and performance of a sporting saloon.


- SOHC 16v 2.3 litre fuel injected engine**
- Automatic transmission with Grade Logic control**
- Driver's and passenger's SRS airbags**
- Side impact protection beams**
- Electronic ABS anti-lock brakes**
- All round disc brakes**
- ECU engine immobiliser**
- Electric tilt-and-slide sunroof (ES only)**
- Electric windows**
- Electric mirrors**
- Central locking**
- Remote keyless entry**
- Power assisted steering**
- Tilt adjustable steering wheel**
- Air conditioning**
- Removable centre captain's chairs (ES only)**
- Folding rear seat**
- Alloy wheels (ES only)**
- 7 seats (LS only)**
- 6 speaker stereo RDS radio cassette player**
- 6 seats (ES only)**

SHUTTLE



SHUTTLE

Integratyper.org



LEGEND

3.5 litre 24 valve fuel-injected V6-engine
 Electronic ABS anti-lock brakes
 All round disc brakes
 Driver's and passenger's SRS airbags
 Side impact protection beams
 ECU engine immobiliser
 Front seat belt pretensioners
 Electric windows
 Climate-controlled air conditioning
 Electric tilt-and-slide sunroof
 Traction Control System
 16" Alloy wheels
 Electronically adjustable heated door mirrors
 Full leather upholstery
 Central locking
 Automatic transmission with Grade Logic electronic control
 Cruise control
 Speed sensitive power assisted steering
 Electrically adjustable leather steering wheel
 Electrically adjustable heated front seats with driver's seat memory setting
 Walnut interior trim
 Front fog lamps
 Keyless entry system
 Remote boot opening
 BOSE® Stereo RDS radio cassette
 CD auto changer
 Headlamp Washers

Distinguished and distinctive, the Legend epitomises refined, luxurious driving.



The Legend features a powerful 3.5 litre, 24 valve V6 engine which makes driving both effortless and smooth. With a lavish specification and comprehensive safety features complementing its powerful performance capability, the Legend is altogether superior.

LEGEND


*Individual styling, dynamic performance, agile handling
and the very latest specification.*



All of these meet in the latest generation Prelude. With power, panache, quality and style it makes driving an unadulterated pleasure. The advanced Honda Prelude is an outstanding dynamically accomplished design, that redefines what you can expect in a true sports coupé. The range culminates in the fabulous new MOTEGI. With its rear spoiler, body styling kit, alloy wheels and unique MOTEGI badging, this is the ultimate expression of the Prelude spirit.


- 2.0i, 2.2 VTi fuel-injected
16 valve engines**
- Electronic 4 wheel steering
(2.2 VTi)**
- ABS anti-lock brakes**
- All round disc brakes**
- Driver's and passenger's SRS
airbags**
- Side impact protection beams**
- Alloy wheels (2.2 VTi)**
- Air conditioning**
- Electric tilt-and-slide sunroof**
- Electric windows**
- Electric door mirrors**
- Body coloured door mirrors**
- Body coloured bumpers**
- Central locking**
- ECU engine immobiliser**
- Power assisted steering**
- Remote keyless entry**
- Tilt adjustable steering wheel**
- Cruise control (2.2 VTi)**
- Leather steering wheel
(2.2 VTi)**
- Integral rear antenna**
- Stereo RDS radio cassette
player**

PRELUDE



PRELUDE

Integratyper.org



INTEGRA TYPE-R

Integra Type-R is quite simply, a car for the motorsport enthusiast who has a deep-rooted appreciation for a responsive, agile yet hard charging car.



**1.8 litre 16V DOHC VTEC
4 cyl in line**

Max Power 190 (ps) @ 7900 rpm

Body coloured alloy wheels

Carbon effect interior trim

Titanium gearknob

Light weight alloy wheels

Low profile tyres

Driver's footrest

Driver's and passenger's SRS airbags

Front ventilated disc brakes

Rear disc brakes

Electronic ABS anti-lock brakes

Side impact protection beams

Double wishbone suspension

ECU engine immobiliser

Front chin spoiler

Rear spoiler

Power assisted steering

Central door locking

Electric windows

Electric door mirrors

Leather steering wheel

Red Recaro racing front seats

50:50 split folding rear seats

Stereo RDS radio cassette player

Honda's aim in creating Integra Type-R was to provide an exceptional driving experience. It is not simply a tuned variant of an existing model but a thoroughly re-engineered, precision built performance car.

To gain class-leading performance Honda drew on its Formula 1 experience with a high-tech, hand-finished engine. It's 1.8 litre engine sets new global standards for power output per litre. If you're serious about your driving take a serious interest in the new Integra Type-R.

Integratyper.org

INTEGRA TYPE-R

The NSX is a rare breed. An extremely capable supercar, equally content on the racetrack or driving in the city.

3.0/3.2 litre V6 VTEC fuel injected engine

6-speed manual gearbox (3.2)

Optional automatic transmission with F-matic operation (3.0)

ABS anti-lock brakes

Traction control system

Double wishbone suspension

All round disc brakes

Driver's and passenger's SRS airbags

Seat belt pretensioners

Alloy wheels

Electric body coloured door mirrors

Central locking

Power adjustable seats

Power assisted steering

Height and telescopically adjustable steering wheel

Climate controlled air conditioning

Full leather interior

Leather steering wheel

Cruise control

Electric windows


BOSE® Stereo RDS radio cassette

CD changer pre-wiring

Twice voted Car of the Year by *Performance Car* magazine, the NSX features the latest Honda technology, including F-matic transmission for automatic and manual driving. For open-air enjoyment there's the NSX-T which features a lightweight removable one-piece roof panel.



NSX



NSX

Integratyper.org

Safety

Keeping you safe on the road means developing features that can be relied on to operate when needed.

That's why our SRS airbag uses not one, but three sensors to detect a frontal impact for maximum reliability. In just the blink of an eye it will inflate, cushioning any forward movement and reducing the prospect of injury.

But that's not the only uncompromising safety feature built-in. Every Honda benefits from the inherent strength of the structural design, as well as impact absorbing 'crumple zones' front and rear and side impact protection beams. Other safety measures include seatbelt height adjusters to ensure that the seatbelt can be adjusted to your requirements.



THE RANGE

The Honda dealer network

At Honda, every dealer is hand picked for our nationwide network and is superbly qualified to advise you on every aspect of car ownership for private or business use.

Each is regularly appraised to ensure that they all offer the same high level of service. Every dealership is equipped with first rate servicing facilities and an incredibly efficient and responsive aftersales support service. It's all dedicated to keeping your car running smoothly and sorting out any problems, should they arise. In addition, each dealer has an on-line computer to Honda (UK)'s Parts Division that not only holds over 60,000 parts, but is also in direct contact with a round-the-clock, Europe-wide, delivery network.

WARRANTIES

- 1 **A 2-year unlimited mileage mechanical warranty** covers your new Honda against any defects in materials or workmanship however far you drive in that time.
- 2 **A 3-year surface corrosion warranty** guarantees the paintwork of your car against defects in materials or workmanship.
- 3 **A 6-year rust through corrosion warranty** covers the body panels and structural parts of your car against perforation caused by corrosion from the inside out (excluding the exhaust system and catalytic converter).

For details of your nearest Honda dealer telephone 0345 159 159.



THE RANGE

Integratyper.org

A world of options

Whatever the model a complete and extensive range of accessory options are available.



Rear Spoiler - Civic 5 door
Increases the sporting appeal of your Honda.

There are stylish alloy wheels, roof rack systems and even a shower in the Honda Options range. In short everything you could need to enhance the personal style of your Honda. Each item is assured by Honda to deliver quality, style and value.



Front Grille - CR-V
The Grille is available in two types - 'Hi-type' and 'Lo-type' with chrome effect upper. Both styles can be colour coded to your CR-V.



Accord Saloon
Complete with optional alloy wheels, front fog lights and body styling kit.



Cross Bars/Ski Attachments
Aerodynamic design to allow upright transportation of skis or bicycles in conjunction with bicycle/ski attachments.



Roof Box
Provides the user with an easy way to transport extra luggage being aerodynamic and waterproof.



Body Styling Kit - Accord Coupe
With front, rear and side skirts, the Body Styling Kit complements the lines of your Accord Coupe.



In Car Entertainment
You can further enhance the specification of the audio system from the extensive range on offer.

Looking after you is second nature to Honda

It begins with building a quality car. It helps with the purchase of your Honda. It continues with customer satisfaction and, of course, it looks after you in every aspect, every day, all year round.



Award Winning Customer Satisfaction

At Honda, our dedication to customer satisfaction has long since been recognised and rewarded. We have consistently been a top achiever every year of the BBC Top Gear / JD Power and Associates UK Study. The survey covers all key areas of customer satisfaction and is recognised as the UK's most comprehensive and accurate guide to quality, reliability and dealer performance.

It is of particular importance as it is the opinion of you, as a customer, that determines the final placings. Honda's excellent overall performance in the JD Power Survey is further evidence of our outstanding commitment to customer service.



Delivery

One of the many advantages of becoming a Honda owner is that we make sure you are completely familiar with your new car and the range of services provided by your Honda dealer, before you drive away your new car.

Your car will have undergone an extensive 80 point pre-delivery inspection check, and we ensure that all the finance documents (if applicable), insurance certificates and road fund licence are in order for the day you collect your car. We will also introduce you to the key members of staff who will be responsible for maintaining and servicing your car.



Warranties

Your dealer will also explain the three Honda warranties:

1. A 2-year unlimited mileage mechanical warranty covers your Honda against any defects in materials or workmanship however far you drive in that time.
2. A 3-year surface corrosion warranty guarantees the paintwork of your car against defects in materials or workmanship.
3. A 6-year rust through corrosion warranty covers the body panels and structural parts of your car against perforation caused by corrosion from the inside out (excluding the exhaust system and catalytic converter).



Hondacare Assistance

Every new Honda comes with 2 years free membership of Hondacare Assistance - a motoring assistance programme run in conjunction with the AA.

We chose the AA to operate it because of their unrivalled experience and resources in caring for motorists. As the cover is vehicle based, any driver who is legally entitled to drive your Honda may take advantage of the cover, whether the vehicle is at home or on the road, or even in Europe.

The Hondacare Assistance includes: Roadside Assistance, Home Start, Onward Travel, Overnight Hotel Accommodation, Message Service and European Travel.



Honda Finance

There are many ways in which Honda Finance can help you drive away a new Honda. We have a range of finance facilities that can be tailored to your exact requirements on both new and used cars. We can meet your needs with a choice of deposits, periods, guaranteed future values, repayments and the option to protect your payments with Honda Finance Payment Protector.

Written quotations available from your local dealer. All applications for credit subject to status. Indemnities may be required.



Hondacare Insurance

The Hondacare Insurance scheme has been specially designed so that Honda owners receive beneficial insurance cover - at competitive rates.

To find out more contact your authorised dealer.

Hondacare Extended Warranty

Your new Honda is covered by a 2-year unlimited mileage manufacturer's warranty - but if you plan to keep your car for longer than 2 years this cover can be extended for up to 3 further years on an extended warranty programme.

To find out more contact your authorised dealer or call Hondacare Extended Warranty on 01992 653399.



Hondacare Service Budget Plan

Your Honda deserves the highest level of aftersales care and attention, expertise that only a Honda dealer can provide. Spreading the cost of servicing and repairs by a fixed monthly pre-payment plan over an agreed period, makes it easier for you to budget your service costs.

Service Budget Plan is available for both new and used cars*, for private and business users.

Ask your Honda dealer for further details on Hondacare Service Budget Plan.

*Applies to Honda cars registered on or after 1st January 1994.



Honda Bodyshop

The Honda Bodyshop Programme, your Guarantee of Quality. Don't forget, only one estimate is required and the choice of repairer is yours.

The Honda Accident Helpline 0800 521728 will assist in the recovery of your vehicle or advise you of the location of your nearest Honda Approved Bodyshop. This service is complimentary.



Honda Approved Used Cars

We believe that every one of our customers deserves Honda standards of quality, reliability and efficiency, whatever car they drive.

That is why every Honda Approved Used car, whatever the make, undergoes a comprehensive inspection process, approved and independently monitored by the Automobile Association.

Additionally, we check the car's history to independently verify the mileage and ensure there is no outstanding finance, as well as checking the Condition Alert Register, Police National register and the DVLA.

For extra peace of mind we include a 12 months Hondacare Comprehensive Warranty and a 14 day exchange plan in the price.

To find out more contact the Honda Information Centre on 0345 159 159 for details of your local Honda Approved Used car dealer.

Specification

Model		Engine Type	Engine Size cc	Max Engine Power Ps/rpm	Max Torque Nm/rpm
CIVIC 3 DOOR	1.4i	SOHC 16V	1396	90/6300	120/4600
	1.5i LS	SOHC 16V VTEC	1493	114/6500	134/5500
	1.6i ES (CVT)	SOHC 16V Lean Burn VTEC	1590	114/6500	140/5000
	1.6 VTI	DOHC 16V VTEC	1595	160/7600	150/7000
CIVIC 5 DOOR	1.4i	SOHC 16V	1396	90/6400	120/4800
	1.5i	SOHC VTEC-2	1493	114/6500	134/5400
	1.5i LS	SOHC VTEC-2	1493	114/6500	134/5400
	1.6i LS	SOHC 16V	1590	116/6300	143/4800
	2.0i TD	Direct Injection Turbo Diesel	1994	105/4200	210/2000
	1.6i ES	SOHC 16V	1590	116/6300	143/4800
	1.8 VTI	DOHC 16V VTEC	1797	169/7600	166/6300
	1.6i LS	SOHC 16V	1590	105/6200	140/4500
CIVIC COUPÉ	1.6i SR	SOHC 16V VTEC	1590	125/6600	143/5500
	1.5i LS	SOHC VTEC	1493	114/6400	135/5400
CIVIC AERO DECK	1.6i LS	SOHC	1590	116/6300	143/4700
	1.6i ES	SOHC	1590	116/6300	143/4700
	1.8 VTI	DOHC VTEC	1797	169/7600	170/6200
	1.8i S	SOHC VTEC	1850	136/6000	175/4800
ACCORD SALOON	1.8i LS	SOHC VTEC	1850	136/6000	175/4800
	1.8i ES	SOHC VTEC	1850	136/6000	175/4800
	2.0i LS	SOHC VTEC	1997	147/6000	184/4800
	2.0i ES	SOHC VTEC	1997	147/6000	184/4800
ACCORD COUPÉ	2.0i ES	SOHC VTEC	1997	147/6000	184/5000
	3.0i V6	SOHC VTEC V6	2997	200/5500	265/4700
CR-V	2.0i LS	DOHC 16V	1973	128/5500	182/4200
	2.0i ES	DOHC 16V	1973	128/5500	182/4200
SHUTTLE	2.3i LS	SOHC VTEC	2253	150/5700	200/4700
	2.3i ES	SOHC VTEC	2253	150/5700	200/4700
LEGEND	3.5i	SOHC 24V V6	3474	205/5200	297/2700
PRELUDE	2.0i	SOHC 16V	1997	134/5300	179/5000
	2.2 VTI	DOHC 16V VTEC	2156	185/7000	206/5300
INTEGRA TYPE-R	1.8i	DOHC 16V VTEC	1797	190/7900	178/7300
NSX/NSX-T	3.2 (manual)	DOHC 24V VTEC	3179	280/7300	298/5300
	3.0 (F-matic)	DOHC 24V VTEC	2977	255/6800	284/5400

GOVERNMENT FUEL CONSUMPTION FIGURES (MPG/L/100KM)

Urban		Extra Urban		Combined	
Man	Auto	Man	Auto	Man	Auto
31.7/8.9	27.4/10.3	47.9/5.9	46.3/6.1	40.4/7.0	37.2/7.6
34.9/8.1	29.1/9.7	51.4/5.5	47.9/5.9	43.5/6.5	38.7/7.3
-	32.8/8.6	-	46.3/6.1	-	40.4/7.0
25.7/11.0	-	40.9/6.9	-	33.6/8.4	-
29.7/9.5	26.4/10.7	44.1/6.4	37.7/7.5	37.7/7.5	32.8/8.6
32.8/8.6	-	50.4/5.6	-	42.8/6.6	-
32.8/8.6	-	50.4/5.6	-	42.8/6.6	-
-	24.4/11.6	-	37.2/7.6	-	31.0/9.1
39.8/7.1	-	65.7/4.3	-	53.3/5.3	-
28.5/9.9	24.4/11.6	43.5/6.5	37.2/7.6	36.7/7.7	31.0/9.1
25.0/11.3	-	38.2/7.4	-	32.1/8.8	-
32.1/8.8	25.7/11.0	47.1/6.0	44.1/6.4	40.4/7.0	34.9/8.1
29.1/9.7	24.1/11.7	44.8/6.3	43.5/6.5	37.7/7.5	33.6/8.4
32.1/8.8	-	49.6/5.7	-	41.5/6.8	-
28.0/10.1	24.4/11.6	42.8/6.6	37.2/7.6	35.8/7.9	31.0/9.1
28.0/10.1	-	42.8/6.6	-	35.8/7.9	-
25.0/11.3	-	38.2/7.4	-	32.1/8.8	-
25.2/11.2	22.4/12.6	40.9/6.9	40.4/7.0	33.6/8.4	31.4/9.0
25.2/11.2	22.4/12.6	40.9/6.9	40.4/7.0	33.6/8.4	31.4/9.0
25.2/11.2	22.4/12.6	40.9/6.9	39.8/7.1	33.6/8.4	31.0/9.1
24.8/11.4	22.4/12.6	40.9/6.9	40.4/7.0	32.8/8.6	31.4/9.0
24.8/11.4	22.2/12.7	40.9/6.9	39.8/7.1	32.8/8.6	31.0/9.1
21.9/12.9	-	36.2/7.8	-	29.4/9.6	-
23.2/12.2	20.2/14.0	39.8/7.1	37.2/7.6	31.4/9.0	28.2/10.0
-	18.8/15.0	-	34.4/8.2	-	26.4/10.7
22.4/12.6	21.4/13.2	32.8/8.6	33.2/8.5	28.2/10.0	27.7/10.2
22.4/12.6	21.4/13.2	32.8/8.6	33.2/8.5	28.2/10.0	27.7/10.2
-	19.9/14.2	-	32.1/8.8	-	26.2/10.8
-	19.9/14.2	-	32.1/8.8	-	26.2/10.8
-	16.6/17.3	-	30.1/9.4	-	23.2/12.3
22.4/12.6	20.0/14.1	38.7/7.3	37.7/7.5	30.7/9.2	28.5/9.9
22.1/12.8	19.0/14.9	36.7/7.7	36.2/7.8	29.7/9.5	27.2/10.4
23.3/12.1	-	40.9/6.9	-	32.1/8.8	-
16.6/17.0	-	31.0/9.1	-	23.5/12.0	-
-	16.3/17.3	-	32.1/8.8	-	23.7/11.9

Information Request

Title Mr/Mrs/Ms: _____

Forename: _____

Surname: _____

Address: _____

Postcode: _____

Tel No. (daytime): _____

Tel No. (evening): _____

Date of Birth: _____

If this is a business enquiry please complete this section:

Job Title: _____

Company Name: _____

Company Address: _____

Postcode: _____

Nature of Business: _____

Business Tel No.: _____

Who is responsible for your Fleet purchase decisions?

Title Mr/Mrs/Ms: _____

Forename: _____

Surname: _____

Job Title: _____

No. of Employees: _____

No. of Cars: _____

Is Honda on your choice list? ☐ Yes ☐ No

About your current car:

Make (e.g. Honda) _____

Model (e.g. Civic 3 door) _____

Reg letter (e.g. R) _____

Which models are you interested in?

Accord: ☐ Saloon

☐ Coupé

Civic: ☐ Coupé

☐ 3 door

☐ 5 door

☐ Aero deck

CR-V: ☐

Shuttle: ☐

Legend: ☐

Prelude: ☐

Integra Type-R: ☐

NSX/NSX-T: ☐

Would you like to take a test drive?

☐ Yes ☐ No

When are you buying a new car?

Month Year

What is your budget?

☐ Up to £12,000 ☐ £12,000 - £15,000

☐ £15,000 - £18,000 ☐ £18,000 - £21,000

☐ Over £21,000

Information Request

To find out more about the Honda range, please complete this form. Then simply return it in an envelope (no stamp required) to:

**Honda (UK)
Honda Information
Centre
FREEPOST LON 7126
London EC2B 2JA**



Or telephone the Honda Information Centre on:

0345 159 159

As a matter of politeness and good conduct we do not permit the use of your name by any business that is not connected with the Honda Dealer Network. However, if you would like to know more about Honda, its new model launches and special offers that arise, we will be happy to inform you. If you would rather not receive such information in future please tick this box. ☐



These specification details do not apply to any particular product which is supplied or offered for sale. The manufacturers reserve the right to vary their specifications, including colours, with or without notice and at such times in such manner as they think fit. Major as well as minor changes may be involved. Every effort, however, is made to ensure the accuracy of the particulars contained in this brochure. Consult the Dealer with whom your order is placed for details of the specification of any particular product. This publication shall not constitute in any circumstances whatsoever an offer by the Company to any person. All sales are made by the Distributor or Dealer concerned

subject to and with the benefit of the standard Conditions of Sale and Warranty given by the Distributor or Dealer, copies of which may be obtained from him on request. This publicity material applies to the UK only. Trade Descriptions Act (1968). Whilst efforts are made to ensure specification accuracy, brochures are prepared and printed several months in advance of distribution and consequently cannot always immediately reflect either changes in specification or in some isolated cases the provision of a particular feature. Customers are always advised to discuss specification details with the supplying Dealer especially if your model selection is dependent upon one of the features advertised.

Honda (UK), 4 Power Road, Chiswick, London W4 5YT. A division of Honda Motor Europe Ltd.
Registered Office: Caversham Bridge House, Waterman Place, Reading RG1 8DN. No. 857969 Registered in England & Wales.